



**SUNSHIELD**  
CHEMICALS LTD

**39<sup>th</sup> ANNUAL REPORT**  
**2025-26**

## Performance Summary

₹ In Lakhs

| Particulars                               | Percentage of Growth in comparison to Previous Year | 2025-26 | 2024-25 | 2023-24 | 2022-23 | 2021-22 | 2020-21 | 2019-20 | 2018-19 | 2017-18 | 2016-17 |
|---|---|---------|---------|---------|---------|---------|---------|---------|---------|---------|---------|
|   | Year =>   | 1       | 2       | 3       | 4       | 5       | 6       | 7       | 8       | 9       | 10      |
| <b>Revenue</b>                            |   |         |         |         |         |         |         |         |         |         |         |
| Gross Sales                               | 20.54   | 44091   | 36579   | 28338   | 24476   | 24400   | 19865   | 18108   | 18969   | 18526   | 17509   |
| Net Sales                                 | 20.54   | 44091   | 36579   | 28338   | 24476   | 24400   | 19865   | 18108   | 18969   | 18337   | 16523   |
| Other Income                              | (2.54)  | 307     | 315     | 148     | 182     | 71      | 26      | 124     | 228     | 165     | 22      |
| <b>Cost</b>                               |   |         |         |         |         |         |         |         |         |         |         |
| Material Consumed                         | 20.26   | 32546   | 27063   | 19277   | 16621   | 16939   | 12646   | 12124   | 13187   | 12775   | 11358   |
| Employee benefits expense                 | 3.09  | 1967    | 1908    | 1639    | 1314    | 922     | 756     | 659     | 646     | 704     | 665     |
| Finance costs                             | (44.73)   | 503     | 910     | 779     | 744     | 478     | 737     | 1000    | 1070    | 969     | 946     |
| Depreciation and amortization expense     | 9.62  | 1071    | 977     | 738     | 645     | 581     | 580     | 609     | 586     | 596     | 598     |
| Other expenses                            | 2.93  | 4355    | 4231    | 3379    | 3426    | 3415    | 3510    | 3617    | 3512    | 3496    | 3661    |
| Profit / Loss before Tax & exception item | 119.17  | 3956    | 1805    | 2674    | 1908    | 2136    | 1662    | 223     | 196     | 151     | (684)   |
| Exception item                            | -   | -       | -       | -       | -       | 1782    | -       | 104     | 174     | -       | -       |
| Profit / Loss before Tax                  | 119.17  | 3956    | 1805    | 2674    | 1908    | 3918    | 1662    | 119     | 22      | 151     | (684)   |
| Total comprehensive income for the year   | 107.37  | 2982    | 1438    | 1885    | 1366    | 2748    | 1418    | 55      | 22      | 31      | (544)   |
| Earning Per Share                         | 87.34   | 37.15   | 19.83   | 25.63   | 18.58   | 37.37   | 19.29   | 0.88    | 0.30    | 1.64    | (7.40)  |



## ANNUAL REPORT 2025-26

### DIRECTORS

|                           |                         |
|---------------------------|-------------------------|
| Dr. Maya Parihar Malhotra | Chairperson             |
| Mr. Jeet Malhotra         | Managing Director & CEO |
| Dr. Anand Parihar         | Non-Executive Director  |
| Mr. Cyrus Poonevala       | Independent Director    |
| Prof. Aniruddha Pandit    | Independent Director    |
| Mr. Mukesh Malhotra       | Independent Director    |

### CHIEF FINANCIAL OFFICER

Mr. Ashish Agarwal

### COMPANY SECRETARY & COMPLIANCE OFFICER

Mr. Amit Kumashi

### AUDITORS

M/s. CNK & Associates LLP

### BANKERS

HDFC Bank & Axis Bank

### REGISTERED OFFICE

1501A, Universal Majestic, P L Lokhande Marg,  
Behind RBK International School,  
Chembur (W), Mumbai  
Tel. No.91-22-25550126  
E-mail - [investorservices@sunshieldchemicals.com](mailto:investorservices@sunshieldchemicals.com)  
Website - [www.sunshieldchemicals.com](http://www.sunshieldchemicals.com)

### REGISTRARS & SHARE TRANSFER AGENTS

MUFG Intime India Private Private Limited  
C-101, 1<sup>st</sup> Floor, 247 Park,  
Lal Bahadur Shashtri Marg, Vikhroli (W),  
Mumbai – 400 083  
Tel : +91 - 8108116767  
E-mail. : [investor.helpdesk@in.mpms.mufg.com](mailto:investor.helpdesk@in.mpms.mufg.com)  
Website: [www.in.mpms.mufg.com/](http://www.in.mpms.mufg.com/)

### WORKS

Pali-Khopoli Road, Village Rasal, Wave  
Taluka Sudhagad, Dist. Raigad, Maharashtra

### CORPORATE INDENTITY NUMBER

L99999MH1986PLC041612

### AUDIT COMMITTEE

|                           |          |
|---------------------------|----------|
| Mr. Mukesh Malhotra       | Chairman |
| Mr. Cyrus Poonevala       | Member   |
| Dr. Maya Parihar Malhotra | Member   |

### NOMINATION & REMUNERATION COMMITTEE

|                           |          |
|---------------------------|----------|
| Mr. Mukesh Malhotra       | Chairman |
| Mr. Cyrus Poonevala       | Member   |
| Dr. Maya Parihar Malhotra | Member   |

### STAKEHOLDERS RELATIONSHIP COMMITTEE

|                     |          |
|---------------------|----------|
| Mr. Mukesh Malhotra | Chairman |
| Mr. Cyrus Poonevala | Member   |
| Mr. Jeet Malhotra   | Member   |

### CONTENTS

|                                |    |
|--------------------------------|----|
| Notice                         | 2  |
| Directors' Report              | 15 |
| Corporate Governance Report    | 33 |
| Independent Auditor's Report   | 55 |
| Balance Sheet                  | 66 |
| Statement of Profit & Loss     | 67 |
| Cash Flow Statement            | 68 |
| Statement of changes in Equity | 69 |
| Notes to Financial Statements  | 70 |

## NOTICE

**NOTICE** is hereby given that the 39<sup>th</sup> Annual General Meeting (“AGM”) of the Members of **Sunshield Chemicals Limited** will be held on **Friday, 3<sup>rd</sup> July 2026** at 11.00 am through video conferencing (“VC”)/other Audio Visual Means (“OAVM”) to transact the following business:-

### **ORDINARY BUSINESS:**

#### **1. Adoption of Audited Financial Statements**

To receive, consider and adopt the Audited Financial Statements of the Company for the financial year ended 31<sup>st</sup> March 2026, the Reports of the Board of Directors and Auditors thereon.

#### **2. Dividend Approval**

To declare a dividend of ₹ 3/- per equity shares for the financial year ended 31<sup>st</sup> March 2026.

#### **3. Re-appointment of Dr. Anand Parihar (DIN: 00513109) as a Director liable to retire by rotation**

To appoint a Director in place of Dr. Anand Parihar (DIN: 00513109), who retires by rotation and being eligible, offers himself for reappointment.

### **SPECIAL BUSINESS:**

#### **4. Ratification of remuneration payable to M/s Kishore Bhatia & Associates, the Cost Auditors for the financial year ending on 31<sup>st</sup> March 2027**

To consider and if thought fit, to pass, as an **Ordinary Resolution**, the following:

“**RESOLVED THAT** pursuant to the provisions of Section 148 of the Companies Act 2013 read with the Companies (Audit and Auditors) Rules, 2014 and Companies (Cost Records and Audit) Rules, 2014, including any statutory modification(s) or re-enactment thereof for the time being in force, remuneration payable of ₹ 3,00,000/- (Rupees Three Lakhs only) plus applicable tax and reimbursement of out-of-pocket expenses, as approved by the Board to conduct the audit of cost records of the Company for the financial year ending 31<sup>st</sup> March 2027, to M/s Kishore Bhatia & Associates, Cost Accountants (Firm Registration No.00294), the Cost Auditors be and is hereby ratified.

**RESOLVED FURTHER THAT** the Board of Directors of the Company be and is hereby authorised to do all acts and take all such steps as may be necessary, proper or expedient to give effect to this Resolution.”

#### **5. Reappointment of Mr. Cyrus Poonevala as an Independent Director**

To consider and if thought fit, to pass with or without modification(s), as **Special Resolution**, the following:

“**RESOLVED THAT** pursuant to the provisions of Sections 149, 150, 152 and other applicable provisions, if any, of the Companies Act, 2013, and the Companies (Appointment & Qualification of Directors) Rules, 2014, read with Schedule IV to the said Act, and Regulation 17, 25 and other applicable provisions of the SEBI (Listing Obligations and Disclosure Requirements) Regulations, 2015 and the Articles of Association of the Company, as amended from time to time, and based on the recommendation of the Nomination and Remuneration Committee and Board of Directors of the Company, Mr. Cyrus Poonevala, (DIN: 09420865), who has submitted a declaration that he meets the criteria prescribed for Independent Directors under Section 149(6) of the Companies Act, 2013 and applicable provisions of the SEBI (Listing Obligations and Disclosure Requirements) Regulations, 2015, be and is hereby re-appointed as an Independent Director of the Company (who shall not be liable to retire by rotation), to hold office for a second term of five consecutive years, with effect from 15<sup>th</sup> January 2027 to 14<sup>th</sup> January 2032 in respect of whom the Company has received a notice in writing under Section 160 of the Companies Act, 2013 from a member proposing his candidature for the office of Director.

**RESOLVED FURTHER THAT** the Board of Directors be and is hereby authorised to do and perform all such acts, deeds, matters or things as may be considered necessary, appropriate, expedient or desirable to give effect to above resolution.”

**By Order of the Board of Directors  
For SUNSHIELD CHEMICALS LIMITED**

**Amit Kumashi  
Company Secretary &  
Compliance Officer  
(Membership No.: A21954)**

**Mumbai, 13<sup>th</sup> May 2026**

Registered office:  
1501A, Universal Majestic,  
P L Lokhande Marg, Behind RBK International Academy,  
Chembur (W), Mumbai 400043  
CIN:L99999MH1986PLC041612

**NOTES:**

1. In conformity with the Circulars issued by the Ministry of Corporate Affairs ("MCA Circulars") and Securities & Exchange Board of India (SEBI Circulars) and in compliance with the provisions of the Companies Act 2013 ("the Act") and the SEBI (Listing Obligations and Disclosure Requirements) Regulations, 2015 ("Listing Regulations"), the 39<sup>th</sup> Annual General Meeting ("AGM") of the Company is being conducted through VC/OAVM Facility, without physical presence of the Members at a common venue. In accordance with the Secretarial Standard-2 on General Meetings issued by the Institute of Company Secretaries of India ("ICSI") read with Guidance/Clarification issued by ICSI, the proceedings of the AGM shall deem to be conducted at the Registered Office of the Company situated at 1501A, Universal Majestic, P L Lokhande Marg, Behind RBK International Academy, Chembur (W), Mumbai 400043 which shall be the deemed Venue for the AGM. Kindly note that in this Notice, the term Member(s) or Shareholder(s) are used interchangeably.
2. The Company has availed the services of National Securities Depository Limited ("NSDL") for conducting the AGM through VC/OAVM and enabling participation of Shareholders at the Meeting thereto and for providing services of remote e-voting and e-voting during the AGM
3. In terms of the MCA Circulars, since the physical attendance of Members has been dispensed with, there is no requirement of appointment of proxies. Accordingly, the facility of appointment of proxies by Members under Section 105 of the Act will not be available for the 39<sup>th</sup> AGM. However, in pursuance of Section 112 and Section 113 of the Act, representatives of the Members may be appointed for the purpose of voting through remote e-Voting and for participation in the 39<sup>th</sup> AGM through VC/OAVM Facility and e-Voting during the 39<sup>th</sup> AGM.
4. The Statement, pursuant to Section 102 of the Act setting out material facts concerning the business with respect to Item Nos. 4, 5 & 6 forms part of this Notice. Additional information, pursuant to

Regulation 36(3) of SEBI Listing Regulations and Secretarial Standard - 2 on General Meetings, issued by The Institute of Company Secretaries of India, in respect of Director seeking appointment / re-appointment at this 39<sup>th</sup> AGM is annexed to this Notice.

5. Since the AGM will be held through VC/OAVM Facility, the Route Map is not annexed to this Notice.
6. Pursuant to Sections 101 and 136 of the Act read with Rule 18(1) of the Companies (Management and Administration) Rules, 2014 (Meeting Rules) read with the MCA Circulars and Regulation 36 of the SEBI Listing Regulations, the Notice of the AGM along with the Annual Report for the Financial Year 2025-26 are being sent only through electronic mode to those Members whose e-mail addresses are registered with the Company/Depository Participant ("DP(s)"/Registrar to an Issue and Share Transfer Agent ("RTA"). Members may note that Notice of the 39<sup>th</sup> AGM along with the Annual Report for the Financial Year 2025-26 will also be available on the Company's website at [www.sunshieldchemicals.com](http://www.sunshieldchemicals.com), website of the Stock Exchange, i.e. BSE Limited at [www.bseindia.com](http://www.bseindia.com) and on the website of NSDL at <https://www.evoting.nsdl.com/>

As per Regulation 36(1)(b) of the SEBI Listing Regulations, as amended, a letter containing the web-link, including the exact path, where complete details of the Annual Report are available, is being sent to those Shareholders who have not registered their Email IDs with the Company or Depository Participants or MUFG Intime India Private Limited, (RTA) of the Company.

7. The Members can join the AGM in the VC/OAVM mode 30 minutes before and after the scheduled time of the commencement of the Meeting by following the procedure mentioned in the Notice. The facility of participation at the AGM through VC/OAVM will be made available for 1,000 Members on first come first served basis. This will not include large Shareholders (Shareholders holding 2% or more shareholding), Promoters, Institutional Investors, Directors, Key Managerial Personnel, the Chairpersons of the Audit Committee, Nomination and Remuneration Committee and Stakeholders Relationship Committee, Auditors etc. who are allowed to attend the AGM without restrictions on account of first come first served basis.

8. The attendance of the Members participating in the AGM through VC/OAVM will be counted for the purpose of reckoning the quorum under Section 103 of the Companies Act, 2013.
  9. Members holding shares in more than one folio in the same name(s) are requested to send the details of their folios along with the share certificates to the Company's Registrar and Transfer Agent ("RTA") i.e. MUFG Intime India Private Limited, so as to enable the Company to consolidate their holdings into one folio.
  10. We would further like to draw your attention to the SEBI Circular dated 25<sup>th</sup> January, 2022 and 30<sup>th</sup> January, 2026 which are now part of SEBI Master circular no. HO/38/13/(4)2026-MIRSDPOD/I/4298/2026 dated 6<sup>th</sup> February 2026. Accordingly, while processing service requests in relation to; 1) Issue of duplicate securities certificate; 2) Claim from Unclaimed Suspense Account and Suspense Escrow Demat Account; 3) Renewal / Exchange of securities certificate; 4) Endorsement; 5) Sub-division / Splitting of securities certificate; 6) Consolidation of securities certificates/folios; 7) Transmission; and 8) Transposition, the Company shall issue securities only in dematerialised form. For processing any of the aforesaid service requests the securities holder/claimant shall submit duly filled up Form ISR-4 along with the documents/details specified therein.
  11. Members are requested to intimate changes, if any, pertaining to their name, postal address, email address, telephone/ mobile numbers, PAN, mandates, nominations, power of attorney, bank details such as, name of the bank and branch details, bank account number, MICR code, IFSC code, etc., to their DPs in case the shares are held by them in electronic form and to MUFG Intime India Private Limited in case the shares are held by them in physical form.
  12. To support the 'Green Initiative', Members who have not yet registered their email addresses are requested to register the same with their DPs in case the shares are held by them in electronic form and with MUFG Intime India Private Limited in case the shares are held by them in physical form.
  13. In case of joint holders, the Member whose name appears as the first holder in the order of names as per the Register of Members of the Company will be entitled to vote at the AGM.
  14. Dividend on Equity Shares if declared at the AGM will be credited/dispatched within the prescribed time-limit mentioned in section 126 of the Act –
    - to all those beneficial owners holding shares in electronic form, as per the beneficial ownership data made available to the Company by National Securities Depository Limited ('NSDL') and the Central Depository Services (India) Limited ('CDSL') as of the end of the day on 11<sup>th</sup> June 2026; and
    - to all those Shareholders holding shares in physical form, whose names stand registered in the Company's Register of Members as Members on the end of the day on 11<sup>th</sup> June 2026.
- Kindly note that pursuant to Regulation 12 read with Schedule-I to the Listing Regulations, the payment of dividend shall be made only through electronic mode to all the eligible Members i.e. all Members holding shares in demat as well as physical mode.
- Further, as per Section V on Investors Services of the SEBI Master circular No. HO/38/13/(4)2026-MIRSDPOD/I/4298/2026 dated 6<sup>th</sup> February, 2026 (the Master Circular), the Members holding securities in physical mode, must update their KYC details (i.e. Valid PAN, contact details, bank account details and specimen signature) in their respective folios.
- In case any of the KYC details are not updated in the folio (in case of physical holding) or the bank account details are not updated (in case of demat holding), the Company shall withhold dividend and the said dividend payment shall be made through Electronic Mode only upon complying with the requirements of updation of KYC/ bank account details, as the case may be.
15. Members desiring inspection of statutory registers during AGM can send their request on email to [investorservices@sunshieldchemicals.com](mailto:investorservices@sunshieldchemicals.com) prior to AGM.
  16. Instructions for e-voting and joining the AGM are as follows:
    - A. Voting through Electronic Means**
      - i. In compliance with the provisions of Section 108 of the Act read with Rule 20 of the

Companies (Management and Administration) Rules, 2014, as amended from time to time, and Regulation 44 of SEBI (LODR) Regulations, 2015, the Company is providing facility of remote e-Voting to its Members in respect of the business to be transacted at the AGM. The facility of casting votes by a Member using remote e-Voting system as well as venue voting on the date of the AGM will be provided by NSDL. The instructions for e-voting are given herein below.

- ii. The remote e-voting period commences on Tuesday, 30<sup>th</sup> June 2026 (9:00 am IST) and ends on Thursday, 2<sup>nd</sup> July 2026 (5:00 pm IST). During this period, Members holding shares either in physical form or in dematerialized form, as on Friday, 26<sup>th</sup> June 2026 i.e. cut-off date, may cast their vote electronically. The e-voting module shall be disabled by NSDL for voting thereafter. Those Members, who will be present in the AGM through VC / OAVM facility and have not cast their vote on the resolutions through remote e-voting and are otherwise not barred from doing so, shall be eligible to vote through e-voting system during the AGM.
- iii. The Board of Directors has appointed Mr. Prasen Naithani (Membership No. FCS 3830 CP No: 3389), Practicing Company Secretaries, as the Scrutinizer to scrutinize the voting during the AGM and remote e-voting process in a fair and transparent manner.
- iv. The voting rights of Members shall be in proportion to their shares in the paid-up equity share capital of the Company as on the cut-off date.
- v. Any person holding shares in physical form and non-individual Shareholders holding securities in demat mode, who acquires shares of the Company and becomes a Member of the Company after sending of the Notice and holding shares as of the cut-off date, may obtain the login ID and password by sending a request at [evoting@nsdl.co.in](mailto:evoting@nsdl.co.in). However, if he/she is already registered with NSDL for remote e-voting then he/she can use his/her existing User ID and password for casting the vote. If you forgot your password, you can reset

your password by using “Forgot User Details/ Password” or “Physical User Reset Password” option available on [www.evoting.nsdl.com](http://www.evoting.nsdl.com) or call on toll free no. 1800 1020 990 and 1800 22 4430. In case of individual shareholders holding securities in demat mode who acquires shares of the Company and becomes a Member of the Company after sending of the Notice and holding shares as of the cut-off date may follow steps mentioned in the Notice of the AGM under “Access to NSDL e-Voting system”.

- vi. The way to vote electronically on NSDL e-Voting system consists of “Two Steps” which are mentioned below:

**Step 1: Access to NSDL e-Voting system**


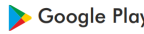


**A) Login method for e-Voting and joining virtual meeting for Individual Shareholders holding securities in demat mode**

In terms of SEBI circular dated 9<sup>th</sup> December 2020, on e-Voting facility provided by Listed Companies, Individual Shareholders holding securities in demat mode are allowed to vote through their demat account maintained with Depositories and Depository Participants. Shareholders are advised to update their mobile number and email Id in their demat accounts in order to access e-Voting facility.

Login method for Individual Shareholders holding securities in demat mode is given below:

| Type of Shareholders  | Login Method  |
|---|---|
| Individual Shareholders holding securities in demat mode with NSDL. | 1. For OTP based login you can click on <a href="https://eservices.nsdl.com/SecureWeb/evoting/evotinglogin.jsp">https://eservices.nsdl.com/SecureWeb/evoting/evotinglogin.jsp</a> . You will have to enter your 8-digit DP ID,8-digit Client Id, PAN No., Verification code and generate OTP. Enter the OTP received on registered email id/mobile number and click on login. After successful authentication, you will be redirected to NSDL Depository site wherein you can see e-Voting page. Click on company name or <b>e-Voting service provider i.e. NSDL</b> and you will be redirected to e-Voting website of NSDL for casting your vote during the remote e-Voting period or joining virtual meeting & voting during the meeting. |

| Type of Shareholders | Login Method   |
|----------------------|--|
|                      | <p>2. Existing <b>IDeAS</b> user can visit the e-Services website of NSDL Viz. <a href="https://eservices.nsdl.com">https://eservices.nsdl.com</a> either on a Personal Computer or on a mobile. On the e-Services home page click on the <b>“Beneficial Owner”</b> icon under <b>“Login”</b> which is available under <b>‘IDeAS’</b> section , this will prompt you to enter your existing User ID and Password. After successful authentication, you will be able to see e-Voting services under Value added services. Click on <b>“Access to e-Voting”</b> under e-Voting services and you will be able to see e-Voting page. Click on company name or <b>e-Voting service provider i.e. NSDL</b> and you will be redirected to e-Voting website of NSDL for casting your vote during the remote e-Voting period or joining virtual meeting &amp; voting during the meeting</p> <p>3. If you are not registered for IDeAS e-Services, option to register is available at <a href="https://eservices.nsdl.com">https://eservices.nsdl.com</a>. Select <b>“Register Online for IDeAS Portal”</b> or click at <a href="https://eservices.nsdl.com/SecureWeb/IdeasDirectReg.jsp">https://eservices.nsdl.com/SecureWeb/IdeasDirectReg.jsp</a>.</p> <p>4. Visit the e-Voting website of NSDL. Open web browser by typing the following URL: <a href="https://www.evoting.nsdl.com/">https://www.evoting.nsdl.com/</a> either on a Personal Computer or on a mobile. Once the home page of e-Voting system is launched, click on the icon <b>“Login”</b> which is available under <b>‘Shareholder/Member’</b> section. A new screen will open. You will have to enter your User ID (i.e. your sixteen digit demat account number hold with NSDL), Password/OTP and a Verification Code as shown on the screen. After successful authentication, you will be redirected to NSDL Depository site wherein you can see e-Voting page. Click on company name or <b>e-Voting service provider i.e. NSDL</b> and you will be redirected to e-Voting website of NSDL for casting your vote during the remote e-Voting period or joining virtual meeting &amp; voting during the meeting.</p> |

| Type of Shareholders   | Login Method  |
|--|---|
|  | <p>5. Shareholders/Members can also download NSDL Mobile App <b>“NSDL Speede”</b> facility by scanning the QR code mentioned below for seamless voting experience.</p> <p style="text-align: center;"><b>NSDL Mobile App is available on</b></p> <div style="display: flex; justify-content: center; gap: 20px;">   </div> <div style="display: flex; justify-content: center; gap: 20px; margin-top: 10px;">   </div>  |
| Individual Shareholders holding securities in demat mode with CDSL | <p>1. Users who have opted for CDSL Easi / Easiest facility, can login through their existing user id and password. Option will be made available to reach e-Voting page without any further authentication. The users to login Easi /Easiest are requested to visit CDSL website <a href="http://www.cdslindia.com">www.cdslindia.com</a> and click on login icon &amp; New System Myeasi Tab and then user your existing my easi username &amp; password.</p> <p>2. After successful login the Easi / Easiest user will be able to see the e-Voting option for eligible companies where the evoting is in progress as per the information provided by company. On clicking the evoting option, the user will be able to see e-Voting page of the e-Voting service provider for casting your vote during the remote e-Voting period or joining virtual meeting &amp; voting during the meeting. Additionally, there is also links provided to access the system of all e-Voting Service Providers, so that the user can visit the e-Voting service providers’ website directly.</p> <p>3. If the user is not registered for Easi/Easiest, option to register is available at CDSL website <a href="http://www.cdslindia.com">www.cdslindia.com</a> and click on login &amp; New System Myeasi Tab and then click on registration option.</p> <p>4. Alternatively, the user can directly access e-Voting page by providing Demat Account Number and PAN No. from a e-Voting link available on <a href="http://www.cdslindia.com">www.cdslindia.com</a> home page. The system will authenticate the user by sending OTP on registered Mobile &amp; Email as recorded in the Demat Account. After successful authentication, user will be able to see the e-Voting option where the evoting is in progress and also able to directly access the system of all e-Voting Service Providers.</p> |

| Type of Shareholders   | Login Method   |
|--|--|
| Individual Shareholders (holding securities in demat mode) login through their depository participants | You can also login using the login credentials of your demat account through your Depository Participant registered with NSDL/CDSL for e-Voting facility. upon logging in, you will be able to see e-Voting option. Click on e-Voting option, you will be redirected to NSDL/CDSL Depository site after successful authentication, wherein you can see e-Voting feature. Click on company name or e-Voting service provider i.e. NSDL and you will be redirected to e-Voting website of NSDL for casting your vote during the remote e-Voting period or joining virtual meeting & voting during the meeting. |

Important note: Members who are unable to retrieve User ID/ Password are advised to use Forget User ID and Forget Password option available at abovementioned website.

#### Helpdesk for Individual Shareholders holding securities in demat mode for any technical issues related to login through Depository i.e. NSDL and CDSL.

| Login type   | Helpdesk details   |
|--|--|
| Individual Shareholders holding securities in demat mode with NSDL | Members facing any technical issue in login can contact NSDL helpdesk by sending a request at <a href="mailto:evoting@nsdl.co.in">evoting@nsdl.co.in</a> or call at 022-4886 7000  |
| Individual Shareholders holding securities in demat mode with CDSL | Members facing any technical issue in login can contact CDSL helpdesk by sending a request at <a href="mailto:helpdesk.evoting@cdslindia.com">helpdesk.evoting@cdslindia.com</a> or contact at toll free no. 1800-21-09911 |

#### B) Login Method for shareholders other than Individual shareholders holding securities in demat mode and shareholders holding securities in physical mode.

##### How to Log-in to NSDL e-Voting website?

1. Visit the e-Voting website of NSDL. Open web browser by typing the following URL: <https://www.evoting.nsdl.com/> either on a Personal Computer or on a mobile.
2. Once the home page of e-Voting system is launched, click on the icon "Login" which is available under 'Shareholder/Member' section.

3. A new screen will open. You will have to enter your User ID, your Password/OTP and a Verification Code as shown on the screen.

*Alternatively, if you are registered for NSDL eservices i.e. IDEAS, you can log-in at <https://eservices.nsdl.com/> with your existing IDEAS login. Once you log-in to NSDL eservices after using your log-in credentials, click on e-Voting and you can proceed to Step 2 i.e. Cast your vote electronically.*

4. Your User ID details are given below :

| Manner of holding shares i.e. Demat (NSDL or CDSL) or Physical | Your User ID is:  |
|--|---|
| a) For Members who hold shares in demat account with NSDL.     | 8 Character DP ID followed by 8 Digit Client ID<br>For example if your DP ID is IN300*** and Client ID is 12***** then your user ID is IN300***12*****.   |
| b) For Members who hold shares in demat account with CDSL.     | 16 Digit Beneficiary ID<br>For example if your Beneficiary ID is 12***** then your user ID is 12*****   |
| c) For Members holding shares in Physical Form.                | EVEN Number followed by Folio Number registered with the company<br>For example if folio number is 001*** and EVEN is 101456 then user ID is 101456001*** |

5. Password details for Shareholders other than Individual Shareholders are given below:
  - a) If you are already registered for e-Voting, then you can use your existing password to login and cast your vote.
  - b) If you are using NSDL e-Voting system for the first time, you will need to retrieve the 'initial password' which was communicated to you. Once you retrieve your 'initial password', you need to enter the 'initial password' and the system will force you to change your password.

- c) How to retrieve your 'initial password'?
    - i) If your email ID is registered in your demat account or with the company, your 'initial password' is communicated to you on your email ID. Trace the email sent to you from NSDL from your mailbox. Open the email and open the attachment i.e. a .pdf file. Open the .pdf file. The password to open the .pdf file is your 8 digit client ID for NSDL account, last 8 digits of client ID for CDSL account or folio number for shares held in physical form. The .pdf file contains your 'User ID' and your 'initial password'.
    - ii) If your email ID is not registered, please follow steps mentioned below in process for those Shareholders whose email ids are not registered.
  6. If you are unable to retrieve or have not received the "Initial password" or have forgotten your password:
    - a) Click on "Forgot User Details/Password?" (If you are holding shares in your demat account with NSDL or CDSL) option available on [www.evoting.nsdl.com](http://www.evoting.nsdl.com)
    - b) Physical User Reset Password?" (If you are holding shares in physical mode) option available on [www.evoting.nsdl.com](http://www.evoting.nsdl.com).
    - c) If you are still unable to get the password by aforesaid two options, you can send a request at [evoting@nsdl.co.in](mailto:evoting@nsdl.co.in) mentioning your demat account number/folio number, your PAN, your name and your registered address etc.
    - d) Members can also use the OTP (One Time Password) based login for casting the votes on the e-Voting system of NSDL.
  7. After entering your password, tick on Agree to "Terms and Conditions" by selecting on the check box.
  8. Now, you will have to click on "Login" button.
  9. After you click on the "Login" button, Home page of e-Voting will open.
1. After successful login at Step 1, you will be able to see all the companies "EVEN" in which you are holding shares and whose voting cycle and General Meeting is in active status.
  2. Select "EVEN" of company for which you wish to cast your vote during the remote e-Voting period and casting your vote during the General Meeting. For joining virtual meeting, you need to click on "VC/OAVM" link placed under "Join Meeting".
  3. Now you are ready for e-Voting as the Voting page opens.
  4. Cast your vote by selecting appropriate options i.e. assent or dissent, verify/modify the number of shares for which you wish to cast your vote and click on "Submit" and also "Confirm" when prompted.
  5. Upon confirmation, the message "Vote cast successfully" will be displayed.
  6. You can also take the printout of the votes cast by you by clicking on the print option on the confirmation page.
  7. Once you confirm your vote on the resolution, you will not be allowed to modify your vote.

#### **General Guidelines for Shareholders**

1. Institutional Shareholders (i.e. other than individuals, HUF, NRI etc.) are required to send scanned copy (PDF/JPG Format) of the relevant Board Resolution/ Authority letter etc. with attested specimen signature of the duly authorized signatory(ies) who are authorized to vote, to the Scrutinizer by e-mail to [naithanipcs@gmail.com](mailto:naithanipcs@gmail.com) with a copy marked to [evoting@nsdl.co.in](mailto:evoting@nsdl.co.in). Institutional Shareholders (i.e. other than individuals, HUF, NRI etc.) can also upload their Board Resolution / Power of Attorney / Authority Letter etc. by clicking on "**Upload Board Resolution / Authority Letter**" displayed under "**e-Voting**" tab in their login
2. It is strongly recommended not to share your password with any other person and take utmost care to keep your password confidential. Login to the e-voting website will be disabled upon five unsuccessful attempts to key in the correct password. In such an event, you will need to go through the "Forgot User Details/Password?" or "Physical User Reset Password?" option available on [www.evoting.nsdl.com](http://www.evoting.nsdl.com) to reset the password.

#### **Step 2: Cast your vote electronically on NSDL e-Voting system.**

#### **How to cast your vote electronically and join General Meeting on NSDL e-Voting system?**

3. In case of any queries, you may refer the Frequently Asked Questions (FAQs) for Shareholders and e-voting user manual for Shareholders available at the download section of [www.evoting.nsdl.com](http://www.evoting.nsdl.com) or call on.: 022 - 4886 7000 or send a request to Sagar S. Gudhate, Senior Manager at [evoting@nsdl.com](mailto:evoting@nsdl.com)

**Process for those Shareholders whose email ids are not registered with the depositories for procuring user id and password and registration of e mail ids for e-voting for the resolutions set out in this notice:**

1. In case shares are held in physical mode please provide Folio No., Name of shareholder, scanned copy of the share certificate (front and back), PAN (self-attested scanned copy of PAN card), AADHAR (self-attested scanned copy of Aadhar Card) by email to [investorservices@sunshieldchemicals.com](mailto:investorservices@sunshieldchemicals.com)
2. In case shares are held in demat mode, please provide DPID-CLID (16 digit DPID + CLID or 16 digit beneficiary ID), Name, client master or copy of Consolidated Account statement, PAN (self-attested scanned copy of PAN card), AADHAR (self-attested scanned copy of Aadhar Card) to [investorservices@sunshieldchemicals.com](mailto:investorservices@sunshieldchemicals.com). If you are an Individual shareholder holding securities in demat mode, you are requested to refer to the login method explained at step 1 (A) i.e. Login method for e-Voting and joining virtual meeting for Individual Shareholders holding securities in demat mode.
3. Alternatively, Shareholders/Members may send a request to [evoting@nsdl.co.in](mailto:evoting@nsdl.co.in) for procuring user id and password for e-voting by providing above mentioned documents.
4. In terms of SEBI circular dated 9<sup>th</sup> December 2020 on e-Voting facility provided by Listed Companies, Individual Shareholders holding securities in demat mode are allowed to vote through their demat account maintained with Depositories and Depository Participants. Shareholders are required to update their mobile number and email ID correctly in their demat account in order to access e-Voting facility.

**THE INSTRUCTIONS FOR MEMBERS FOR e-VOTING ON THE DAY OF THE AGM ARE AS UNDER:-**

1. The procedure for e-Voting on the day of the AGM is same as the instructions mentioned above for remote e-voting.

2. Only those Members/ Shareholders, who will be present in the AGM through VC/OAVM facility and have not cast their vote on the Resolutions through remote e-Voting and are otherwise not barred from doing so, shall be eligible to vote through e-Voting system in the AGM.
3. Members who have voted through Remote e-Voting will be eligible to attend the AGM. However, they will not be eligible to vote at the AGM.
4. The details of the person who may be contacted for any grievances connected with the facility for e-Voting on the day of the AGM shall be the same person mentioned for Remote e-voting.

**INSTRUCTIONS FOR MEMBERS FOR ATTENDING THE AGM THROUGH VC/OAVM ARE AS UNDER:**

1. Members will be provided with a facility to attend the AGM through VC/OAVM through the NSDL e-Voting system. Members may access by following the steps mentioned above for **Access to NSDL e-Voting system**. After successful login, you can see link of "VC/OAVM link" placed under **"Join meeting"** menu against company name. You are requested to click on VC/OAVM link placed under Join General Meeting menu. The link for VC/OAVM will be available in Shareholder/Member login where the EVEN of Company will be displayed. Please note that the Members who do not have the User ID and Password for e-Voting or have forgotten the User ID and Password may retrieve the same by following the remote e-Voting instructions mentioned in the notice to avoid last minute rush.
2. Members are encouraged to join the Meeting through Laptops for better experience.
3. Further Members will be required to allow Camera and use Internet with a good speed to avoid any disturbance during the meeting.
4. Please note that Participants Connecting from Mobile Devices or Tablets or through Laptop connecting via Mobile Hotspot may experience Audio/Video loss due to Fluctuation in their respective network. It is therefore recommended to use Stable Wi-Fi or LAN Connection to mitigate any kind of aforesaid glitches.

5. Members who would like to express their views or ask questions during the AGM may register themselves as speakers by sending their request from their registered email address mentioning their name, DP ID and Client ID/folio number, PAN, mobile number at [investorservices@sunshieldchemicals.com](mailto:investorservices@sunshieldchemicals.com) latest by 26<sup>th</sup> June 2026. Those Members who have registered themselves as a speaker will only be allowed to express their views/ask questions during the AGM. The Company reserves the right to restrict the number of speakers depending on the availability of time for the AGM. Those of the Members seeking the replies or clarifications on the working of the Company can send their queries/views to the Company Secretary 7 days before the AGM. The company will send the replies to such Members to their Email address.

#### **Other Instructions**

1. The Scrutinizer shall, immediately after the conclusion of voting at the AGM, first count the votes cast during the AGM, thereafter unblock the votes cast through remote e-voting and make, within 48 hours of conclusion of the AGM, a consolidated Scrutinizer's Report of the total votes cast in favour or against, if any, to the Chairman or a person authorised by him in writing, who shall countersign the same.
2. The results declared along with the report of the Scrutinizer shall be placed on the website of the Company's website [www.sunshieldchemicals.com](http://www.sunshieldchemicals.com), on notice board at the Registered office of the Company and on the website of NSDL immediately after the result is declared. The Company shall forward the results to BSE Limited, where the shares of the Company are listed.

## ANNEXURE TO NOTICE'

### Explanatory Statement under Section 102 of the Companies Act, 2013

#### Item no. 4

The Board of Directors of the Company on the recommendation of the Audit Committee has appointed M/s. Kishore Bhatia & Associates as Cost Auditors for auditing the cost accounts of the Company for the Financial Year 2026-27.

In accordance with the provisions of Section 148 of the Act read with Companies (Audit and Auditor) Rules, 2014, the remuneration payable to Cost Auditors has to be ratified by the Members of the Company.

Accordingly, the consent of the Members is sought to ratify the amount of remuneration of ₹ 3,00,000/- (Rupees Three Lakhs only) plus applicable tax and reimbursement of out-of-pocket expenses at actual payable to the Cost Auditors, for the year 2026-27 as set out at item no. 4 of the notice.

None of the Directors and Key Managerial Personnel of the Company and their relatives is, concerned or interested, financially or otherwise, in the Resolution set out at item No.4.

The Board recommends the Ordinary Resolution set out in Item no. 4 of the Notice for approval of Members.

#### Item no. 5

The Board of Directors of the Company had appointed Mr. Cyrus Poonevala, (DIN: 09420865), as an Independent Director on the Board of Directors for a period of 5 years with effect from 15<sup>th</sup> January 2022 till 14<sup>th</sup> January 2027, which was approved by the shareholders via Postal Ballot. The First term of Mr. Cyrus Poonevala (i.e. 5 years) as an Independent Director of the Company will expire on 14<sup>th</sup> January 2027. Based on the recommendation of the Nomination and Remuneration Committee meeting held on 13<sup>th</sup> May 2026, the Board of Directors of the Company re-appointed Mr. Cyrus Poonevala, (DIN: 09420865), as an Independent Director in the meeting held on 13<sup>th</sup> May 2026 for a second term for a period of 5 (five) consecutive years i.e. from 15<sup>th</sup> January 2027 to 14<sup>th</sup> January 2032 under the provisions of the Companies Act, 2013. As per Section 149(10) read with Schedule IV of the Companies Act, 2013, an Independent Director shall hold office for a term of up to five consecutive years on the Board of a Company but shall be eligible for re-appointment on passing of a special resolution by the company. In line with the

aforesaid provisions of the Companies Act, 2013 and in view of long, rich experience, continued valuable guidance to the management and strong performance of Mr. Cyrus Poonevala, Independent Director, the Board of Directors state that the re-appointment of Mr. Cyrus Poonevala would be in the interest of the Company.

Mr. Cyrus Poonevala is not disqualified from being appointed as a Director in terms of Section 164 of the Companies Act, 2013 and he has also confirmed that he is not debarred from holding office of Director by virtue of any SEBI order or any other such authority and has given his consent to act as a Director. The Company has received a declaration from Mr. Cyrus Poonevala confirming that he meets the criteria of Independence as prescribed under Section 149(6) of the Act and SEBI (LODR) Regulations, 2015. Brief Profile of Mr. Cyrus Poonevala, nature of his expertise in specific functional areas, names of companies in which he holds directorship, memberships/chairmanships of Board Committees and shareholding as required under SEBI (LODR) Regulations, 2015, are provided in Annexure to this notice. The independent director fees will be payable to Mr. Cyrus Poonevala as per the provisions of the Companies Act, 2013.

In the Performance Evaluation, the performance of Mr. Cyrus Poonevala was evaluated, and he is effective and efficient on discharging his roles and responsibilities as an Independent Director of the Company. The Board and its allied Committees have benefitted from his relevant specialisation and expertise in the knowledge. The Nomination & Remuneration Committee, recommended the re-appointment of Mr. Cyrus Poonevala and Board of Directors of the Company has approved and recommended his re-appointment for a second consecutive term for a period of 5 (five) years, as provided in the resolution.

Pursuant to Regulation 17(1C) of the SEBI (LODR) Regulations, 2015, approval of the shareholders for re-appointment of a person on the Board of Directors is to be taken at the next general meeting or within a period of 3 months from the date of appointment whichever is earlier. Therefore, it is proposed to seek the member's approval for the re-appointment of Mr. Cyrus Poonevala as a Non-Executive & Independent Director of the Company, in terms of the applicable provisions of the Act.

Mr. Cyrus Poonevala is interested in the resolution set out at Item No. 5 of the Notice, which pertains to his re-appointment on the Board of the Company.

The relatives of Mr. Cyrus Poonevala may be deemed to be interested in the resolution set out at Item No. 5 of the Notice, to the extent of their shareholding interest, if any, in the Company. Save and except the above, none of the other Directors / Key Managerial Personnel of the Company / their relatives are, in anyway, concerned or interested, financially or otherwise, in this resolution.

Copy of the terms and conditions for appointment of Mr. Cyrus Poonevala as an Independent Director of the Company shall be open for inspection by the Members at the Registered Office of the Company during business hours on all working days.

The Board recommends passing of the resolution at Item No. 5 of the Notice as a Special Resolution.

**By Order of the Board of Directors  
For SUNSHIELD CHEMICALS LIMITED**

**Amit Kumashi  
Company Secretary & Compliance Officer  
(Membership No.: A21954)**

**Mumbai, 13<sup>th</sup> May 2026**

Registered office: 1501A, Universal Majestic,  
P L Lokhande Marg,  
Behind RBK International Academy,  
Chembur (W), Mumbai 400043  
CIN: L99999MH1986PLC041612

## Annexure to Notice

Details of Directors seeking appointment/re-appointment at the 39<sup>th</sup> Annual General Meeting in pursuance of Regulation 36 of SEBI (LODR) Regulations, 2015 and SS 2-Secretarial Standards on General Meetings issued by Institute of Company Secretaries of India (ICSI)

| Name of the Director   | Dr. Anand Parihar  | Mr. Cyrus Poonevala   |
|--|--|---|
| Designation  | Non-Executive Director   | Non-Executive Independent Director  |
| Director Identification Number   | 00513109   | 09420865  |
| Date of Birth  | 18.06.1963   | 09.12.1961  |
| Nationality  | Indian   | Indian  |
| Qualification  | MD Radiology and Imaging, DMRT and Post-Doctorial Fellow Imaging from MD Anderson Cancer Center at The University of Texas.  | Degree in Bachelor of Science with Physics as major and with Electronic Instrumentation as an applied component from Wilson College Mumbai.   |
| Expertise in specific areas  | Dr. Anand Parihar has a wide range of management experience, managing hospitals and diagnostic centres for the last 30 years. For the last 10 years he has been actively involved in the management of Indus Group, where he has been the guiding force behind the strategic decisions of the group. He also serves as Managing Trustee for Madat Charitable Trust where he heads two foundations - Cope with Cancer and FETE. | Mr. Cyrus Poonevala is an experienced Aircraft Engineer with a demonstrated history of working in the aviation industry. He has over 30 years of experience in the aviation industry with specific focus on Maintenance. His overall experience enables him to provide balanced guidance and contribute to the Board in matters relating to operations, risk oversight, and governance. |
| Date of first appointment  | 30.11.2021   | 15.01.2022  |
| Relationship with other directors, if any  | Dr. Anand Parihar is related to Mr. Jeet Malhotra and Dr. Maya Parihar Malhotra.   | None  |
| Remuneration last drawn  | Sitting Fees – ₹ 2,00,000/- for the financial year 2025-26   | Sitting Fees – ₹ 6,80,000/- for the financial year 2025-26  |
| Details of Remuneration sought to be paid  | Dr. Anand Parihar being a Non-Executive Director shall be paid sitting fees, and reimbursement of Expenses for attending Meetings  | Dr. Cyrus Poonevala being a Non-Executive Independent Director, shall be paid sitting fees, and reimbursement of Expenses for attending Meetings  |
| Details of Listed entities from which he has resigned during the last three years. | None   | None  |
| Chairman/Member of the committee of the board of directors of the Company          | None   | Membership in: <ul style="list-style-type: none"> <li>• Audit Committee</li> <li>• Nomination and Remuneration Committee</li> <li>• Stakeholder Relationship Committee</li> </ul>   |
| Memberships/ Chairmanships of committees across all other companies                | None   | None  |

|   |  |   |
|---|--|---|
| <b>Number of Meetings of the Board attended during the year</b> | 5  | 5   |
| <b>Number of Equity Shares held in the Company</b>              | Nil  | Nil   |
| <b>List of Directorship held in other listed Companies</b>      | Nil  | Nil   |
| <b>Terms and conditions of Appointment &amp; Remuneration</b>   | Dr. Anand Parihar is a Non-Executive Non-Independent Director of the Company. He is bound by and complying with the applicable provisions of the Companies Act, 2013 and SEBI Listing Regulations and other applicable laws. | Re-appointed as an Independent Director for a second term of five(5) consecutive years commencing from 15 <sup>th</sup> January 2027 upto 14 <sup>th</sup> January 2032 (both days inclusive). He is bound by and complying with the applicable provisions of the Companies Act, 2013 and SEBI Listing Regulations and other applicable laws. |

## DIRECTORS' REPORT

Dear Members,

Your Directors are pleased to submit their 39<sup>th</sup> Annual Report of the business operations together with the Audited Financial Statements of the Company for the year ended 31<sup>st</sup> March 2026:

### 1. OVERVIEW OF FINANCIAL RESULTS

(₹ In Lakhs)

|   | 2025-2026    | 2024-2025    |
|---|--------------|--------------|
| Sales   | 43999        | 36500        |
| Other Operating Income  | 92           | 79           |
| Revenue from Operations   | 44091        | 36579        |
| Other Income  | 307          | 315          |
| <b>Total Income</b>   | <b>44398</b> | <b>36894</b> |
| Less: Materials Consumed  | 32546        | 27063        |
| Employees Remuneration & Benefits   | 1967         | 1908         |
| Manufacturing, Administrative, Selling & Other Expenses                     | 4355         | 4231         |
| <b>Total Expenses</b>   | <b>38868</b> | <b>33202</b> |
| <b>Operating Profit (EBITDA)</b>  | <b>5530</b>  | <b>3692</b>  |
| Less: Finance Cost  | 503          | 910          |
| <b>Profit Before Tax &amp; Depreciation</b>                                 | <b>5027</b>  | <b>2782</b>  |
| Less: Depreciation  | 1071         | 977          |
| <b>Net Profit Before Tax</b>  | <b>3956</b>  | <b>1805</b>  |
| Less: Tax Expense   |              |              |
| Current Tax Expense   | 909          | 395          |
| Deferred Tax  | 91           | (55)         |
| Prior Year Tax Adjustments  | (4)          | 7            |
| <b>Net Profit after Tax</b>   | <b>2960</b>  | <b>1458</b>  |
| <b>Other Comprehensive Income</b>   |              |              |
| Add: Remeasurements of post-employment benefit obligation                   | 29           | (27)         |
| Income tax related to items that will not be reclassified to profit or loss | (7)          | 7            |
| <b>Total Comprehensive Income for the period</b>                            | <b>2982</b>  | <b>1438</b>  |
| <b>Earnings per share</b>   |              |              |
| Basic & Diluted   | 37.15        | 19.83        |

In the preparation of the financial accounts and the statements, the Company has followed the Companies (Indian Accounting Standards) Rules 2015, as amended.

### 2. FINAL DIVIDEND

Based on the Company's performance, your Directors are pleased to recommend for approval of Members a final dividend of ₹ 3/- (previous year – ₹ 2.50) per equity share of the face value of ₹ 10.00/- each for the financial year 2025-26. Dividend, if approved, shall aggregate to ₹ 263.85 lakhs.

### TRANSFER TO RESERVE

There is no amount proposed to be transferred to General Reserves out of the profit for the Financial Year 2025-26.

### 3. ISSUE OF EQUITY SHARES ON RIGHTS BASIS

During the year under review, your Company has undertaken a Rights Issue to raise capital. The key details of Rights Issue are as under:

- Issue size: ₹12,990.41 lakhs.
- Entitlement Ratio: 10 Rights Equity Share for every 51 Fully paid-up Equity Shares held by eligible shareholders on the record date.
- Number of Rights Equity Shares allotted: 14,41,776 shares.
- Allotment date: 27<sup>th</sup> October 2025
- Price of Rights Equity Shares: ₹ 901 per Rights Equity Share when fully paid-up, including a premium of ₹ 891 per Rights Equity Share.
- Objects of the Issue: Repayment or prepayment, in full or in part, of borrowings availed by our Company and general corporate purpose.

### 4. MANAGEMENT'S DISCUSSION AND ANALYSIS: F.Y. 2025-26

#### 1. Industry Structure & Development: -

The chemical industry serves as a cornerstone of the global economy, underpinning a wide range of sectors. From electronics and paints to pharmaceuticals and cosmetics, chemicals play an essential role across diverse applications, driving innovation and enabling sustainable development across industries.

In India, the chemical industry occupies a significant position in the nation's economic growth. Among its various sub-segments, specialty chemicals have emerged as a high-growth, innovation-driven sector. Characterized by low-volume, high-value formulations tailored for specific end-use applications, specialty chemicals distinguish themselves through performance and functional attributes rather than mere chemical composition. This segment demands advanced technical expertise, continuous innovation, and a strong customer-focused development approach.

Specialty chemicals continue to gain strategic importance both domestically and internationally, owing to their application-driven nature and close alignment with end-user requirements.

The Company operates primarily in the specialty chemicals segment, addressing niche requirements across a broad spectrum of industries. We specialize in the manufacture and sale of customized and specially formulated chemical products, catering to sectors such as Home and Personal Care, Industrial Formulations, Paints and Coatings, Agrochemicals, Lubricants, and Additives.

We serve a diverse portfolio of reputed clients across India and international markets, including the Americas, Europe, and the Far East. Our customers span a variety of industries, including Metal Treatment, Wire Enamels and Insulation, PVC Stabilizers, Inks and Coatings, Agrochemicals and Fertilizers, Plastics, Polymers, Rubber, Textile Processing, Latex Products and Tyres, as well as Home and Personal Care, Cosmetic, and Detergent formulations.

Our ongoing focus on product innovation, customization, and in-depth industry knowledge enables us to consistently meet the evolving needs of our clients. As industries increasingly demand efficient, sustainable, and specialized solutions, the Company remains committed to delivering high-performance chemical products that create tangible value across the entire supply chain.

Details of the Company's main products and its end use applications are as below:

| Products                   | End use Applications  |
|----------------------------|---|
| THEIC                      | Available in both powder as well as in noodles form. Its end-use includes applications as heat stabilizers and PVC stabilizer.  |
| Ethoxylates & Propoxylates | Used as dispersing agents in paper & pulp industry, emulsifiers in dye manufacture, means for dissolution and floatation, constituents of agro insecticides and herbicides, and in many other industrial applications. These products have applications as low-foaming nonionic surfactants and have excellent wetting and dispersing properties. |
| Antioxidants               | The aminic antioxidants market has been segmented on the basis of application into plastic processing, rubber processing, fuel & lubricants and adhesives.  |
| HQEE                       | HQEE is a specialty elastomer and crosslinking agent used as a chain extender for polyurethanes (PU). It is well suited for finishing and improving properties of materials.  |
| BC 700                     | Used as a matting and effects agent for the paint and varnish industry.   |

## II. Operating and Financial Performance of the Company

(₹ In Lakhs)

|                                   | F.Y.<br>2025-2026 | F.Y.<br>2024-2025 | Change<br>over<br>Previous<br>year |
|-----------------------------------|-------------------|-------------------|------------------------------------|
| i) Exports                        | 5985              | 6130              | (2.37%)                            |
| ii) Domestic                      | 36285             | 29518             | 22.92%                             |
| iii) Traded                       | 1729              | 852               | 102.93%                            |
| iv) Other<br>Operating Income     | 92                | 79                | 16.46%                             |
| <b>Revenue from<br/>Operation</b> | <b>44091</b>      | 36579             | 20.54%                             |
| Other Income                      | 307               | 315               | (2.54%)                            |
| <b>Total Income</b>               | <b>44398</b>      | 36894             | 20.34%                             |

In the financial year 2025–26, the company reported a total income of ₹ 44,398 lakhs, reflecting a 20.34% increase over ₹ 36,894 lakhs in 2024–25. Revenue from operations grew by 20.54% to ₹ 44,091 lakhs, driven primarily by robust domestic sales. Domestic revenue rose 22.92%, reaching ₹ 36,285 lakhs compared to ₹ 29,518 lakhs in the previous year.

Export sales, however, declined by 2.37%, falling from ₹ 6,130 lakhs to ₹ 5,985 lakhs,

indicating a marginal slowdown in international demand. Traded revenue saw a significant surge of 102.93%, increasing from ₹ 852 lakhs to ₹ 1,729 lakhs. Other operating income improved by 16.46%, rising from ₹ 79 lakhs to ₹ 92 lakhs, while other income decreased modestly by 2.54%, from ₹ 315 lakhs to ₹ 307 lakhs.

The company witnessed strong growth in Ethoxylates and Antioxidant-based products, driven by higher demand and improved pricing. Overall, the performance was robust, with growth largely fueled by the domestic market and selective product segments.

### III. Outlook

The global specialty chemicals industry is expected to operate in a complex and moderately uncertain environment in FY 2026-27. Geopolitical tensions, trade disputes, evolving tariff structures, and regulatory shifts continue to influence supply chains, commodity markets, and investment decisions. The ongoing conflict has contributed to sustained volatility in crude oil and other feedstock prices, leading to higher input costs and occasional logistical disruptions. These factors are likely to influence operational planning, pricing strategies, and cost management in the near term.

Despite these global challenges, the Indian specialty chemicals market demonstrates a resilient growth outlook. Robust industrial activity, rising domestic consumption, and increasing adoption of high-performance, application-specific chemicals across sectors such as coatings, agrochemicals, personal care, lubricants, and polymers support sustained demand. India's emergence as a reliable global sourcing hub offers significant opportunities, as multinational companies seek alternative suppliers amid geopolitical disruptions and trade uncertainties.

The Company is strategically positioned to leverage these trends through focused innovation, customer-centric solutions, and operational efficiency. Key initiatives include enhancing local sourcing of critical raw materials, expanding production capacity, and improving supply chain flexibility to mitigate the impact of global volatility.

During the year, the Company successfully completed a rights issue, with the proceeds utilized to repay borrowings. This strengthened the balance sheet, reduced interest costs, and enhanced financial flexibility, enabling the Company to pursue strategic initiatives and growth opportunities while maintaining a focus on sustainable, long-term value creation.

Supportive government policies, infrastructure development, and initiatives further enhance the favorable backdrop for the sector. While the Company remains cautious of global uncertainties, particularly crude price volatility and supply chain disruptions, it is confident in its ability to navigate these challenges and deliver consistent, sustainable growth. Leveraging strong technical capabilities, robust in-house product development, and trusted relationships with domestic and international customers, the Company continues to be recognized as a reliable and preferred supplier of specialty chemicals across diverse industrial applications.

### IV. Risks and Concerns

The specialty chemicals industry operates in a dynamic global landscape, shaped by geopolitical developments, international trade policies, and market fluctuations. Ongoing conflicts and uncertainties have led to volatility in crude oil and raw material markets, occasionally affecting supply chains. These developments can impact the cost and availability of key inputs, requiring companies to adopt flexible procurement strategies and operational adaptability.

Production of specialty chemicals often depends on specific raw materials, some sourced from a limited number of suppliers. The availability of critical intermediates is essential to maintaining production schedules. Disruptions in supply may necessitate adjustments in operations or sourcing approaches, highlighting the importance of careful planning, operational flexibility, and risk mitigation.

To address these challenges, the Company has implemented a comprehensive Risk Management Framework covering market and supply chain risks, regulatory compliance,

operational safety, and environmental considerations. Management continuously monitors these risks and adopts proactive measures, including alternative sourcing, strategic inventory management, and process optimization, to minimize potential impact

The Company also places a high priority on operational safety and environmental compliance. Given the handling of hazardous chemicals, strict safety protocols, globally benchmarked procedures, and regulatory adherence are implemented to protect employees, customers, and surrounding communities. Ongoing training, monitoring, and infrastructure enhancements further strengthen the Company's risk management practices.

Overall, while the global and domestic operating environment presents challenges, the Company remains vigilant, resilient, and well-prepared. By maintaining operational continuity, robust risk management, and sustainable growth strategies, the Company continues to deliver value to all stakeholders.

#### V. Internal Financials Controls and their adequacy

The Company has established a robust framework of internal financial controls to ensure smooth, efficient, and reliable operations. These controls are designed to facilitate orderly business processes, ensure compliance with company policies, safeguard assets, prevent and detect fraud or errors, maintain accurate accounting records, and provide timely and reliable financial information for decision-making.

The effectiveness of these controls is regularly reviewed by both internal and statutory auditors. Based on their assessments, the Board is of the view that the internal financial controls are operating effectively and there are no significant deficiencies. The Company continues to enhance and refine its controls to align with best practices and evolving business requirements, reinforcing confidence in the reliability and integrity of its financial reporting.

#### VI. Key Financial Ratios

| Key Ratios                               | 2025-26 | 2024-25 | Change    |
|--|---------|---------|-----------|
| Current Ratio <sup>1</sup>               | 3.47    | 0.77    | 350.68%   |
| Debt Equity Ratio                        | -       | 1.05    | (100%)    |
| Debt service Coverage Ratio <sup>2</sup> | 0.67    | 1.94    | (65.37%)  |
| Return on Equity Ratio <sup>3</sup>      | 17.02%  | 16.40%  | 3.80%     |
| Inventory Turnover Ratio                 | 8.10    | 7.29    | 11.05%    |
| Trade Receivable Turnover Ratio          | 6.53    | 6.53    | -         |
| Trade Payable Turnover ratio             | 6.63    | 5.65    | 17.20%    |
| Net Capital Turnover Ratio <sup>4</sup>  | 4.44    | (8.93)  | (149.71%) |
| Net Profit Ratio <sup>3</sup>            | 6.71%   | 3.99%   | 68.41%    |
| Return on Capital Employed <sup>5</sup>  | 17.06%  | 13.29%  | 28.36%    |

<sup>1</sup> Repayment of all Debt.

<sup>2</sup> Prepayment of all Debt.

<sup>3</sup> Increase in Net Profit

<sup>4</sup> Mainly due to Prepayment of all debts thereby reduction of current liability.

<sup>5</sup> Due to Increase in Earnings before Interest and Tax

#### VII. Human Resources

Employee relationships at all levels continued to be satisfactory during the year. The management would like to place on record its appreciation of the dedicated and strong support provided to your Company, by its employees at all levels. The number of employees on the roll as on 31<sup>st</sup> March 2026 was 214.

**(The statement in this report including Management's Discussions & Analysis Report reflects Company's projections, estimates, expectations, or predictions. These may be forward-looking statements within the meaning of applicable securities laws and regulations. Actual results could differ materially from those expressed or implied since your Company's operations are influenced by many external and internal factors, beyond the control of the Company.)**

## 5. DISCLOSURES UNDER COMPANIES ACT 2013

### I. CORPORATE SOCIAL RESPONSIBILITY

The Board has approved the CSR policy of the Company which is published on the Company's website at <https://sunshieldchemicals.com/wp-content/uploads/2021/12/CSR-Policy.pdf>

CSR activities of the Company are carried directly and through Non-Government Organizations, who have track record of minimum of 3 years in carrying out the activities, and other criteria's as prescribed under Section 135 of the Companies Act, 2013 read with Schedule VII and Companies (Corporate Social Responsibility Policy) Rules 2014, as amended from time to time.

The Board Report on CSR is annexed herewith as **Annexure I**.

### II. ENERGY, TECHNOLOGY & FOREIGN EXCHANGE

Information sought under the provisions of Section 134 (3) (m) of the Companies Act, 2013, read with Rule 8 of the Companies (Accounts) Rules, 2014 regarding conservation of energy, technology absorption and foreign exchange earnings and outgo are given in the **Annexure II**, forming part of this report.

### III. ANNUAL RETURN

The Annual Return has been placed on the website of the Company and can be accessed at <https://sunshieldchemicals.com>

### IV. CHANGES IN THE SHARE CAPITAL

During FY 2025-26, the Company issued 14,41,776 shares of face value of ₹10.00/- each. The paid-up equity share capital as on 31<sup>st</sup> March 2026 was ₹ 879.48 lakhs, comprising of 87,94,836 equity shares of face value of ₹ 10.00/- each.

### V. BOARD AND COMMITTEES

During the year, five (5) Board Meetings were convened and held. Details of the same are given in the Corporate Governance Report which forms part of this Report. The intervening gap between any two Meetings was within the period prescribed by the Act, the SEBI Listing

Regulations and as per the Circulars issued by the MCA and SEBI.

During the year under review, the Board has accepted the recommendations of the Audit Committee. Details of all the Committees of the Board have been given in the Corporate Governance Report.

### VI. BOARD INDEPENDENCE

The definition of Independence of Directors is derived from Regulation 16 of SEBI (Listing Obligations and Disclosure Requirements) Regulations, 2015 ("Listing Regulations") and Section 149(6) of the Companies Act, 2013. Based on the confirmation/ disclosures received from the Independent Directors and on evaluation of the relationships disclosed, the following Non-Executive Directors are Independent in terms of Regulation 16 of the Listing Regulations, and Section 149(6) of the Companies Act, 2013;

1. Mr. Cyrus Poonevala
2. Prof. Aniruddha Pandit
3. Mr. Mukesh Malhotra

In compliance with Schedule IV of the Companies Act, 2013 and Rules thereunder, the Independent Directors met on 3<sup>rd</sup> February 2026 to discuss inter alia issues as prescribed under the schedule IV of the Companies Act, 2013.

### VII. ANNUAL EVALUATION BY THE BOARD

In compliance with the Companies Act, 2013, and Regulation 19 read with Schedule II of the Listing Regulations, the Board conducted its annual performance evaluation, covering the Board as a whole, individual Directors, and the Committees. A structured questionnaire was designed to assess various aspects of the Board's functioning, including the adequacy of the Board's and committees' composition, the efficiency of communication, timeliness and quality of information provided, Board culture, and the execution of specific duties and governance obligations.

Additionally, a separate evaluation was carried out for individual Directors, including the Chairman, based on parameters such as attendance and participation in meetings,

understanding of roles and responsibilities, and the demonstration of knowledge, skills, and experience that contribute to the Board's effectiveness.

The performance evaluation of the Independent Directors was carried out by the entire Board, while the performance evaluation of the Chairman and Non-Executive Directors was conducted by the Independent Directors. Based on the evaluation, the Board acknowledged and appreciated the contributions of all Directors in enhancing the Company's governance and overall performance.

### **VIII. DIRECTOR REMUNERATION POLICY**

The Remuneration Policy of the Company is hosted on the website of the company at the following weblink: <https://sunshieldchemicals.com/wp-content/uploads/2021/12/Remuneration-Policy.pdf>

### **IX. COMMENTS ON AUDITORS' REPORT**

There are no qualifications, reservations or adverse remarks or disclaimers made by M/s. CNK & Associates LLP, Chartered Accountants, Statutory Auditors, in their report and by M/s. Naithani & Shetty Associates, Company Secretaries, in their Secretarial Audit report.

### **X. RELATED PARTY TRANSACTIONS**

All the related party transactions are entered on arm's length basis and are in compliance with the applicable provisions of the Companies Act, 2013 and the Listing Regulations. There are no materially significant related party transactions entered into by the Company with Promoters, Directors or KMP etc., which may have potential conflict with the interest of the company at large.

All related party transactions are first approved by the Audit Committee and thereafter placed before the Board for their information.

A statement of all related party transactions is presented before the Audit Committee meeting on quarterly basis, specifying the nature, value and terms and conditions of the transactions.

Since there are no material related party transactions and also all the transactions with

related parties are at arm's length and in the ordinary course of business, no transactions are required to be reported in Form AOC – 2. Note No. 35 in the notes to financial statements provides the details of all the related party transactions.

The Related Party Transaction Policy is uploaded on the company's website at <https://sunshieldchemicals.com/wp-content/uploads/2026/02/RPT-Policy.pdf>

### **XI. MATERIAL CHANGES AND COMMITMENTS AFFECTING THE FINANCIAL POSITION OF THE COMPANY**

There have been no material changes and commitments, if any, affecting the financial position of the Company which have occurred between the end of the financial year of the Company to which the Financial Statements relate and the date of the report.

### **XII. VIGIL MECHANISM**

The Company has established a vigil mechanism for Directors and Employees to report their genuine concerns in compliance with provision of section 177 (10) of the Companies Act 2013 and Regulation 22 of Listing Regulations.

The Audit Committee of the Board oversees the functioning of this policy. Protected disclosures can be made by a whistle blower through several channels to report actual or suspected frauds and violation of Company's Code of Conduct and/or Ethics Policy. There have been no instances of denying any personnel seeking access to the Chairman of the Audit Committee

The details of the policy have been disclosed on the Company's website at <https://sunshieldchemicals.com/wp-content/uploads/2024/04/Whistle-Blower-Policy.pdf>

### **XIII. CORPORATE GOVERNANCE**

Detailed report on the Corporate Governance, forms part of this Report. A certificate from M/s. Naithani & Shetty Associates, Company Secretaries, regarding compliance of conditions of Corporate Governance as stipulated under Regulation 34 read with Schedule V of Listing Regulations is annexed to the said Report.

## 6. BOARD OF DIRECTORS COMPOSITION

The composition of the Board of Directors of the Company is in complete conformity with the requirements of Listing Regulations and Companies Act 2013. The details of the Board of Directors, as on date of this report are as under:

| Sr. no. | Name of Director          | Category of Directorship                     |
|---------|---------------------------|--|
| 1.      | Dr. Maya Parihar Malhotra | Non-Executive Chairperson and Woman Director |
| 2.      | Mr. Cyrus Poonevala       | Non-Executive Independent Director           |
| 3.      | Prof. Aniruddha Pandit    | Non-Executive Independent Director           |
| 4.      | Mr. Mukesh Malhotra       | Non-Executive Independent Director           |
| 5.      | Mr. Jeet Malhotra         | Managing Director & CEO                      |
| 6.      | Dr. Anand Parihar         | Non-Executive Director                       |

The composition of the Board represents an optimal mix of professionalism, knowledge and experience which enables the Board to discharge its responsibilities and provide effective strategic guidance to the business.

None of the Directors on the Board is a Director in more than 10 public companies or is a Member in more than 10 committees or Chairperson of more than 5 committees. And none of the Independent Directors serves as an Independent Director in more than 7 listed entities.

## 7. DIRECTORS & KEY MANAGERIAL PERSONNEL

The Board of your Company is duly constituted with a proper balance of Executive, Non-Executive, and Independent Directors.

### Retirement by Rotation:

In accordance with the provisions of Section 152(6) of the Companies Act, 2013 and Articles of Association of the Company Dr. Anand Parihar (DIN: 00513109) will retire by rotation at the ensuing Annual General Meeting ("AGM") of the Company and being eligible, offer himself for reappointment. The Board recommends his reappointment.

### Reappointment of Independent Director:

Mr. Cyrus Poonevala was appointed as an Independent Directors for a term of 5 years and his term ends on 14<sup>th</sup> January 2027. Mr. Poonevala

is eligible for re-appointment for another term of five consecutive years subject to approval of the Members by Special Resolution. Mr. Poonevala has consented to his re-appointment and confirmed that he is not disqualified from being appointed as an Independent Director in terms of Section 164 of the Companies Act, 2013.

Based on the performance evaluation of the Independent Directors, the Nomination & Remuneration Committee and the Board of Directors of the Company at their Meetings held on 13<sup>th</sup> May 2026 have recommended the re-appointment of Mr. Cyrus Poonevala as an Independent Director for a second term of five consecutive years effective from 15<sup>th</sup> January 2027. During his tenure of appointment, he shall not be liable to retire by rotation as provided under Section 152(6) of the Companies Act, 2013.

### Completion of term of Mr. Ajit Shah (DIN: 02396765), Non-Executive Independent Director

During the year under review, Mr. Ajit Shah (DIN: 02396765) completed his second term of 5 (five) consecutive years as an Independent Director of the Company on the close of business hours of 19<sup>th</sup> October 2025. Accordingly, he ceased to be a Director of your Company and member of various Board Committee(s) on the close of Business hours on 19<sup>th</sup> October 2025. The Board would like to place on record its sincere appreciation for the valuable contributions made by Mr. Ajit Shah over the course of his tenure, spanning more than a decade, and for his significant role in the growth and transition of the Company.

None of the Directors is disqualified from being appointed as Director as specified in Section 164(2) of the Companies Act, 2013. Note on the background of the Director proposed for re-appointment is given as an annexure to the Notice, which forms part of this Annual Report.

### Key Managerial Personnel

Pursuant to Sections 2 (51) and 203 of the Companies Act 2013, Mr. Jeet Malhotra, Managing Director and CEO, Mr. Ashish Agarwal CFO and Mr. Amit Kumashi Company Secretary of the Company are designated as Key Managerial Personnel of the Company.

## 8. FAMILIARISATION PROGRAMME FOR INDEPENDENT DIRECTORS

Prior to the induction of a Director on the Board, the Managing Director and the management team brief the incoming Independent Director about the Company, its line of business, and the composition of the present board, organization chart etc. The appointment letter issued to the Independent Directors outlines their roles, functions, and responsibilities, along with their fiduciary duties, the code of conduct, and the performance evaluation process, ensuring clarity on their expectations and contributions as Independent Directors.

Independent Directors are granted the right to access necessary information and documents to enable them to gain a thorough understanding of the Company and its various operations, thereby ensuring effective participation in Board discussions and decision-making.

## 9. SIGNIFICANT AND MATERIAL ORDERS PASSED BY THE REGULATORS/ COURTS/ TRIBUNALS

No significant or material orders were passed by the Regulators or Courts or Tribunals which impacted the going concern status and Company's operations in future.

## 10. DIRECTORS' RESPONSIBILITY STATEMENT

Pursuant to Section 134(3)(c) of the Act, the Directors of your Company, to the best of their knowledge and based on the information and explanations received from the Company confirm that:

- (a) in the preparation of the annual Financial Statements for the financial year ended 31<sup>st</sup> March 2026, the applicable accounting standards have been followed and there are no material departures from the same;
- (b) the Directors have selected such accounting policies and applied them consistently and made judgments and estimates that are reasonable and prudent so as to give a true and fair view of the state of affairs of your Company as at 31<sup>st</sup> March 2026 and of the profit of your Company for the said period;
- (c) proper and sufficient care has been taken for the maintenance of adequate accounting records in accordance with the provisions of the Companies Act, 2013 for safeguarding the

assets of the Company and for preventing and detecting fraud and other irregularities;

- (d) the annual accounts have been prepared on a 'going concern' basis;
- (e) proper internal financial controls to be followed by the Company were laid down and such internal financial controls are adequate and were operating effectively and;
- (f) proper systems to ensure compliance with the provisions of all applicable laws were devised and as certified by the internal auditors such systems were adequate and operating effectively.

## 11. DISCLOSURE UNDER THE SEXUAL HARASSMENT OF WOMEN AT WORKPLACE (PREVENTION, PROHIBITION, REDRESSAL) ACT 2013

The Company has in place Prevention of Sexual Harassment Policy in line with the requirements of the Sexual Harassment of Women at Workplace (Prevention, Prohibition, Redressal) Act, 2013 ("POSH"). The Company has zero tolerance on Sexual Harassment at workplace.

In compliance with the provisions of POSH and the Companies Accounts Rules, 2014, as amended, the internal committee has been set up to redress complaints received regarding sexual harassment. All employees are covered under this Policy. All employees (permanent, contractual, temporary, trainees and other stakeholders) are covered under this policy. The following is the summary of sexual harassment complaints received and disposed off during the Financial Year 2025-26:

| Number of Complaints of sexual harassment received during the period April 2025 to March 2026 | Number of complaints disposed off during the period April 2025 to March 2026 | Nature of action taken by the employer |
|---|--|--|
| NIL   | Not applicable   | Not applicable                         |

## 12. DISCLOSURE WITH RESPECT TO THE PROVISIONS RELATING TO MATERNITY BENEFIT ACT 1961

As required under Rule 8(5) (xiii) of the Companies (Accounts) Rule, 2014, the Company affirms that it has complied with all applicable provisions of the Maternity Benefit Act, 1961, during the year.

### 13. SECRETARIAL STANDARDS

The Company complies with applicable Secretarial Standards issued by The Institute of Company Secretaries of India and approved by the Central Government under Section 118(10) of the Companies Act, 2013 for the financial year ended 31<sup>st</sup> March 2026.

### 14. FRAUD REPORTING BY AUDITORS

As required under Section 134(3) (ca) of the Companies Act, 2013, the Directors confirm that there were no instances of fraud reported by the Auditors.

### 15. AUDITORS

#### Statutory Auditors

M/s. CNK & Associates LLP, Chartered Accountants (ICAI Firm Registration No. 101961W /W100036) were appointed as Statutory Auditors of the Company for a period of five consecutive years at the 36<sup>th</sup> AGM of the Company held on 25<sup>th</sup> August 2023 to hold office from the conclusion of the said Meeting till the conclusion of the 41<sup>st</sup> AGM to be held in the year 2028.

The Statutory Auditors have given confirmation to the effect that they are eligible to continue with their appointment and have not been disqualified in any manner from continuing as Statutory Auditors. The remuneration payable to the Statutory Auditors shall be determined by the Board of Directors based on the recommendation of the Audit Committee.

#### Cost Auditors

As per Section 148 of the Companies Act, 2013 read with the Companies (Cost Records and Audit) Rules, 2014, the Company is required to prepare, maintain as well as have the audit of its cost records conducted by a Cost Accountant. The Company has maintained the Cost Records as prescribed under the Companies (Cost Records and Audit) Rules, 2014. The Board on the recommendation of the Audit Committee has appointed M/s. Kishore Bhatia & Associates, Cost Accountants (Firm Registration No. 000294) as the Cost Auditors of the Company for financial year 2026-27 under Section 148 and all other applicable provisions of the Companies Act, 2013.

M/s. Kishore Bhatia & Associates have confirmed that they are free from disqualification specified under Section 141(3) and proviso to Section 148(3) read with Section 141(4) of the Companies Act, 2013 and that the appointment meets with the requirements of Section 141(3)(g) of the Companies Act, 2013. They have further confirmed their independent status and an arm's length relationship with the Company.

The remuneration payable to the Cost Auditors is required to be placed before the Members in a General Meeting for their ratification. Accordingly, a resolution seeking Members' ratification for the remuneration payable to M/s. Kishore Bhatia & Associates is included at Item No. 4 of the Notice convening the AGM.

The Cost Audit Report for the Financial Year ended 31<sup>st</sup> March 2025 was filed with the Ministry of Corporate Affairs on 2<sup>nd</sup> August 2025 within the stipulated time mandated in the Companies (Cost Records & Audit) Rules, 2014, as amended.

#### Secretarial Auditors

M/s. Naithani & Shetty Associates (Firm Registration No. P2025MH103800) were appointed as Secretarial Auditors of the Company for a period of five consecutive years at the 38<sup>th</sup> AGM of the Company held on 14<sup>th</sup> July 2025 to hold office from the conclusion of the said Meeting till the conclusion of the 43<sup>rd</sup> AGM to be held in the year 2030.

The Secretarial Auditors have given confirmation to the effect that they are eligible to continue with their appointment and have not been disqualified in any manner from continuing as Secretarial Auditors. The remuneration payable to the Secretarial Auditors shall be determined by the Board of Directors based on the recommendation of the Audit Committee.

The Report of the Secretarial Auditor for financial year 2025-26 which is unmodified is appended to this Report as **Annexure III**.

#### Internal Auditors

M/s. Nikhil Narkar & Associates, Chartered Accountants have conducted internal audits periodically and submitted their reports. Their Reports have been reviewed by the Audit committee from time to time.

## 16. PROHIBITION OF INSIDER TRADING

In compliance with the provisions of SEBI (Prohibition of Insider Trading Regulations) 2015, as amended from time to time, to preserve the confidentiality and prevent misuse of unpublished price sensitive information (UPSI)/Leak of UPSI, the Company has adopted a Code of Conduct for Insider Trading for prohibition of Insider trading which was revised and approved by Board, for Promoters, Members of Promoter group, Directors, Designated Person/ Employees, their immediate relatives, and substantial shareholders in the listed Company. This policy also provides for periodical disclosures from the designated persons as well as pre-clearances of transactions by such persons.

## 17. CEO & CFO CERTIFICATION

Certificate from Managing Director and Chief Financial Officer, pursuant to Regulation 17 of the Listing Regulations, for the financial year 2025-26 is given in **Annexure IV**.

## 18. PARTICULARS OF LOANS, GUARANTEES OR INVESTMENTS

The Company has not provided any loans, Guarantees or made investments under Section 186 of the Companies Act, 2013

## 19. DEPOSITS

There are no deposits outstanding as on 31<sup>st</sup> March 2026 and that Company has not accepted any deposits from public / members under Section 73 of the Act, read with Companies (Acceptance of Deposits) Rules, 2014 during the year.

## 20. SUBSIDIARY, ASSOCIATES AND JOINT VENTURES

The Company does not have any subsidiary or associates or joint ventures as on the date of this report.

## 21. EMPLOYEES

The information required pursuant to Section 197 read with Rule 5 of The Companies (Appointment and Remuneration of Managerial Personnel) Rules, 2014 in respect of employees of the Company, is annexed herewith as **Annexure V**.

The information required pursuant to Section 197 of the Companies Act, 2013 read with Rule 5(2) & (3)

of The Companies (Appointment and Remuneration of Managerial Personnel) Rules 2014, in respect of managerial personnel of your company is available for inspection by the members at registered office of the company during business hour on working days up to the date of the ensuing AGM. If any member is interested in obtaining a copy thereof, such member may write to the Company Secretary, whereupon a copy would be sent. There were no employees who were drawing remuneration exceeding ₹1.02 Crores per annum.

## 22. ENVIRONMENT, HEALTH AND SAFETY

Your Company recognizes importance of Health and Safety of its employees and its neighbourhood. Regular Safety Audits are being conducted. Your Company has adopted a Health, Safety and Environment Policy, which applies to all employees and other stakeholders.

The Company ensures safe, healthy and eco-friendly environment at its plant and surrounding area. The Company continually works towards identification and reduction of risks and prevention of pollution at its plant and its surroundings.

## 23. TRANSFER OF SHARE TO IEPF DEMAT ACCOUNT

The provision pertaining to transfer of shares on which dividend was unclaimed/unpaid for seven years to Investor Education and Protection Fund Authority will be applicable to the Company in the year 2029.

## 24. APPRECIATION

Your Directors place on record their sincere appreciation of the wholehearted support extended by the Company's bankers, business associates, employees' union, shareholders, auditors and various statutory authorities, both, central and state Government.

The accompanying Annexures I to V form an integral part of this Director Report.

**For and on behalf of the Board of Directors**

**Dr. Maya Parihar Malhotra**  
Chairperson  
DIN 00302976

**Mumbai, 13<sup>th</sup> May 2026**

## Annexure I to Directors Report

### Annual Report on Corporate Social Responsibility Activities

1. A brief outline of the Company's CSR Policy

The Company undertakes CSR activities in areas specified in Schedule VII of the Companies Act, 2013, focusing on the communities surrounding its operations. These initiatives are carried out in a planned and organized manner, with emphasis on improving local infrastructure, promoting sports, supporting education, and encouraging environmental sustainability.

2. The Composition of the CSR Committee: As the Company's CSR expenditure is below ₹ 50 lakhs, the Board of Directors is directly responsible for overseeing and discharging all functions of the CSR Committee.

3. Provide the web-link where Composition of CSR Committee, CSR Policy and CSR projects approved by the board are disclosed on the website of the company.

The Company's CSR Policy, details of the CSR Committee, and CSR projects approved by the Board are available on the Company's website at [www.sunshieldchemicals.com](http://www.sunshieldchemicals.com)

4. Provide the details of Impact assessment of CSR projects carried out in pursuance of sub-rule (3) of rule 8 of the Companies (Corporate Social Responsibility Policy) Rules, 2014, if applicable (attach the report)

Not Applicable

5. (a) Average net profit of the Company for last three financial years: ₹ 21,58,41,667

(b) Two percent of average net profit of the company as per section 135(5) : ₹ 43,16,833

(c) Surplus arising out of the CSR projects or programmes or activities of the previous financial years: ₹ 6,723

(d) Amount required to be set off for the financial year, if any: Nil

(e) Total CSR obligation for the financial year (7a+7b-7c-7d): ₹ 43,10,177/-

6. (a) Amount spent on CSR Projects (both ongoing and other than ongoing Project): ₹ 43,34,501

(b) Amount spent in Administrative Overheads – Nil

(c) Amount spent on Impact Assessments, if applicable – NA

(d) Total CSR spent for the financial year (a+b+c) – ₹ 43,34,501

(e) CSR amount spent or unspent for the financial year

| Total Amount Spent for the Financial Year. (in ₹) | Amount Unspent (in ₹)  |                  |  |        |                  |
|---|--|------------------|--|--------|------------------|
|   | Total Amount transferred to Unspent CSR Account as per section 135(6). |                  | Amount transferred to any fund specified under Schedule VII as per second proviso to section 135(5). |        |                  |
|   | Amount   | Date of Transfer | Name of Fund   | Amount | Date of Transfer |
| 43,34,501   | -  | NA               | -  | -      | NA               |

(f) Excess amount for set off, if any : ₹ 24,324/-

| Sr.no. | Particular  | Amount (₹) |
|--------|---|------------|
| i      | Two percent of average net profit of your Company as per Section 135(5)                                     | 43,10,177  |
| ii     | Total amount spent for the financial year   | 43,34,501  |
| iii    | Excess amount spent for the financial year [(ii)-(i)]   | 24,324     |
| iv     | Surplus arising out of the CSR projects or programmes or activities of the previous financial years, if any | -          |
| V      | Amount available for set off in succeeding financial years [(iii)-(iv)]                                     | 24,324     |

7. (a) Details of Unspent CSR amount for the preceding three financial year:

| Sr. no. | Preceding financial year. | Amount transferred to Unspent CSR Account under section 135 (6) (in ₹) | Balance Amount in Unspent CSR Account under sub Section (6) of Section 135 (in ₹) | Amount Spent in The Financial Year (in ₹) | Amount transferred to a Fund as specified under Schedule VII as per second proviso to sub- Section (5) of Section 135, if any |                  | Amount remaining to be spent in succeeding financial years. (in ₹) | Deficiency, if any |
|---------|---------------------------|--|---|---|---|------------------|--|--------------------|
|         |                           |  |   |   | Amount (in Rs)  | Date of transfer |  |                    |
| 1       | 2024-25                   | Nil  |   |   | Nil   |                  |  |                    |
| 2       | 2023-24                   |  |   |   |   |                  |  |                    |
| 3       | 2022-23                   |  |   |   |   |                  |  |                    |

8. Whether any capital assets have been created or acquired through Corporate Social Responsibility amount spent in the Financial Year: Not applicable

| Sr. no.        | Short particulars of the property or asset(s)<br>[including complete address and location of the property] | Pincode of the property or asset(s) | Date of creation | Amount of CSR amount spent | Details of entity/ Authority/ beneficiary of the registered owner |
|----------------|--|-------------------------------------|------------------|----------------------------|---|
| Not Applicable |  |                                     |                  |                            |   |

9. Specify the reason(s), if the Company has failed to spend two per cent of the average net profit as per section 135(5): Not Applicable

**Mr. Jeet Malhotra**  
 Managing Director & CEO  
 DIN 07208234

**Dr. Maya Parihar Malhotra**  
 Chairperson  
 DIN 00302976

Mumbai, 13<sup>th</sup> May 2026

## ANNEXURE II TO DIRECTORS' REPORT

### Conservation of Energy, Technology Absorption and Foreign Exchange Earnings and Outgo

as prescribed under Section 134(3)(m) of the Companies Act, 2013 read with Rule 8 of the Companies (Accounts) Rules, 2014

#### CONSERVATION OF ENERGY:

The Company has always been conscious of the need to conserve energy. The Company is continuously identifying areas where energy can be saved and appropriate measures have been taken for optimizing energy conservation.

#### a) The steps taken or impact on conservation of energy:

1. Installed new PSA unit for generation of nitrogen to reduce consumption of liquid nitrogen.
2. To eliminate the heat losses of 10 TFH by doing thermography of hot oil piping.
3. To utilize natural source of water, rainwater harvesting done.
4. Installed PPPU pump to improve pure condensate recovery.

#### b) The steps taken by the Company for utilizing alternate sources of energy:

1. Proposed solar power plant having capacity 1.8 megawatts

#### c) The capital investment on energy conservation equipment:

NIL

#### TECHNOLOGY ABSORPTION:

1. **Efforts, in brief, made towards technology absorption, adaptation and innovation:** New Products development by Company's R&D department.
2. **Benefits derived as a result of the above efforts: e.g. product improvement, cost reduction, product development, import substitution, etc.:** Import Substitution of one of the product developed by Company's R&D.

### 3. In case of imported technology (imported during the last 5 years reckoned from the beginning of the financial year), following information may be furnished:

- |   |   |  |
|---|---|--|
| <ol style="list-style-type: none"> <li>a) Technology imported</li> <li>b) Year of Import</li> <li>c) Has the technology been fully absorbed?</li> <li>d) If not fully absorbed, areas where this has not taken place, reason there of, and future plans of action.</li> </ol> | } | Not Applicable as no Imported technology is put to use |
|---|---|--|

### 4. Expenditure on R & D : (₹ in lakhs)

|    |   |       |
|----|---|-------|
| a) | Capital   | -     |
| b) | Recurring   | 41.53 |
| c) | Total   | 41.53 |
| d) | Total R & D Expenditure as percentage of turnover | 0.09  |

### FOREIGN EXCHANGE EARNINGS AND OUTGO:

On account of activities relating to exports; initiatives taken to increase exports; development of new export markets for products and services; and new export plans, the total foreign exchange used and earned is as follows:-

(₹ in Lakhs)

|                                   | 2025-26 | 2024-25 |
|-----------------------------------|---------|---------|
| i) Total foreign exchange used    | 8351    | 6372    |
| ii) Total foreign exchange earned | 5985    | 6130    |

For and on behalf of the Board of Directors

Dr. Maya Parihar Malhotra  
Chairperson  
DIN 00302976

Mumbai, 13<sup>th</sup> May 2026

## ANNEXURE III TO THE DIRECTORS' REPORT

Form No. MR-3

### SECRETARIAL AUDIT REPORT

FOR THE FINANCIAL YEAR ENDED 31<sup>ST</sup> MARCH, 2026

*[Pursuant to section 204(1) of the Companies Act, 2013, rule No. 9 of the Companies (Appointment and Remuneration Personnel) Rules, 2014]*

To,  
The Members,  
**SUNSHIELD CHEMICALS LIMITED**

We have conducted the Secretarial Audit of the compliance of applicable statutory provisions and the adherence to good corporate practices by **Sunshield Chemicals Limited** (CIN: L99999MH1986PLC041612) (hereinafter called "the Company"). Secretarial Audit was conducted in a manner that provided me a reasonable basis for evaluating the corporate conducts / statutory compliances and expressing my opinion thereon.

Based on my verification of the **Sunshield Chemicals Limited** books, papers, minute books, forms and returns filed and other records maintained by the Company and also the information provided by the Company, its officers, agents and authorized representatives during the conduct of Secretarial Audit, We hereby report that in my opinion, the Company has, during the audit period covering the financial year ended on 31<sup>st</sup> March, 2026, complied with the statutory provisions listed hereunder and also that the Company has proper Board-processes and compliance-mechanism in place to the extent, in the manner and subject to the reporting made hereinafter:

We have examined the books, papers, minute books, forms and returns filed and other records maintained by the Company for the financial year ended on 31<sup>st</sup> March 2026, according to the provisions of:

- 1) The Companies Act, 2013 ("the Act") and the rules made there under;
- 2) The Securities Contracts (Regulation) Act, 1956 ('SCRA') and the rules made thereunder;
- 3) The Depositories Act, 1996 and the Regulations and Bye-laws framed thereunder;
- 4) Securities and Exchange Board of India (Depositories and Participants) Regulations, 2018;
- 5) Foreign Exchange Management Act, 1999 and the Rules and Regulations made thereunder to the extent of Foreign Direct Investment, Overseas Direct Investment and External Commercial Borrowings;
- 6) The following Regulations and Guidelines prescribed under the Securities and Exchange Board of India Act, 1992 ('SEBI Act') as amended from time to time: -
  - a) The Securities and Exchange Board of India (Prohibition of Insider Trading) Regulations, 2015;
  - b) The Securities and Exchange Board of India (Registrars to an Issue and Share Transfer Agents) Regulations, 1993 regarding the Companies Act and dealing with client;
  - c) The Securities and Exchange Board of India (Substantial Acquisition of Shares and Takeover) Regulations, 2011;
  - d) Securities and Exchange Board of India (Listing Obligations and Disclosure Requirements) Regulations, 2015;
  - e) The Securities and Exchange Board of India (Issue of Capital and Disclosure Requirements) Regulations, 2018
- 7) Other specific business/industry related laws applicable to the Company:
  - a) The Factories Act, 1948
  - b) The Petroleum Rules, 2002
  - c) Maharashtra Poison Rules, 1972
  - d) Static & Mobile pressure vessels (unfired) Rules 1981
  - e) The Indian Boilers Act 1923
  - f) The Water (Prevention & Control of Pollution) Act, 1974

- g) Air (Prevention & Control of pollution) Act, 1981
- h) Authorization under Hazardous Wastes (Management & Handling) Rules, 1989

We have also examined compliance with the applicable clauses of the following:

- (i) Secretarial Standards issued by The Institute of Company Secretaries of India.
- (ii) Listing Agreement executed by the Company pursuant to Securities and Exchange Board of India (Listing Obligations and Disclosure Requirements) Regulations, 2015 with BSE Limited for Equity.

During the period under review the Company has complied with the provisions of the Act, Rules, Regulations, Guidelines, Standards, etc. mentioned above.

We further report that the Board of Directors of the Company is duly constituted with proper balance of Executive Directors, Non-executive Directors and Independent Directors and Woman Director. The changes in the composition of the Board of Directors that took place during the period under review were carried out in compliance with the provisions of the Act.

Adequate notices are given to all directors to schedule the Board Meetings, Agenda and detailed notes on Agenda were sent at least seven days in advance and a system exists for seeking and obtaining further information and clarifications on the Agenda items before the meeting and for meaningful participation at the meeting.

Majority decision is carried through while the dissenting members' (if any) views are captured and recorded as part of the minutes.

**We further report that** there are adequate systems and processes in the Company commensurate with the size and operations of the company to monitor and ensure compliance with applicable laws, rules, regulations and guidelines.

**We further report** that during the audit period the Company had following events which had bearing on the Company's affairs in pursuance of the above referred laws, rules, regulations, guidelines, standards etc.

The Company has successfully completed a Rights Issue of Equity Shares at premium, in compliance with Section 62 of the Companies Act, 2013, and the Board has maintained proper records for the same.

**For Naithani & Shetty Associates  
Company Secretaries**

**Prasen Naithani  
Partner  
FCS No. 3830  
C.P. No. 3389  
PR.No. 6548/2025**

**Mumbai, 13<sup>th</sup> May 2026  
UDIN: F003830H000347470**

## ANNEXURE A

To,  
The Members,  
**SUNSHIELD CHEMICALS LIMITED**

Our Secretarial Audit Report for Financial Year ended on 31<sup>st</sup> March 2026 of even date is to be read along with this letter.

1. Maintenance of secretarial record is the responsibility of the management of the Company. Our responsibility is to express an opinion on these secretarial records based on my audit.
2. We have followed the audit practices and processes as were appropriate to obtain reasonable assurance about the correctness of the contents of the secretarial records. The verification was done on test basis to ensure that correct facts are reflected in secretarial records. We believe that the process and practices, followed provide a reasonable basis for my opinion.
3. We have not verified the correctness and appropriateness of financial records and Books of Account of the company.
4. Wherever required, we have obtained the Management representation about the compliance of laws, rules and regulations and happening of event etc.

5. The compliance of the provisions of corporate and other applicable laws, rules, regulations, standards is the responsibility of Management. Our examination was limited to the verification of procedures on test basis.
6. The Secretarial Audit report is neither an assurance as to the future viability of the Company nor of the efficacy or effectiveness with which the Management has conducted the affairs of the Company.

**For Naithani & Shetty Associates**  
**Company Secretaries**

**Prasen Naithani**  
**Partner**  
**FCS No. 3830**  
**C.P. No. 3389**  
**PR.No. 6548/2025**

**Mumbai, 13<sup>th</sup> May 2026**  
**UDIN: F003830H000347470**

## ANNEXURE IV

### MANAGING DIRECTOR AND CHIEF FINANCIAL OFFICER (CFO) CERTIFICATION

We the undersigned, in our respective capacities as Managing Director and CFO of Sunshield Chemicals Limited to the best of our knowledge and belief certify that:

- A. We have reviewed the Financial Statements for the financial year ended 31<sup>st</sup> March 2026 and that to the best of our knowledge and belief:
  - 1. These Statements do not contain any materially untrue statement or omit any material fact or contain Statements that might be misleading;
  - 2. These Statements together present a true and fair view of the Company and are in compliance with existing Indian Accounting Standards, applicable laws and regulations.
- B. There are, to the best of our knowledge and belief, no transactions entered into by the Company during the financial year which are fraudulent, illegal or violative of the Company's code of conduct.
- C. We accept responsibility for establishing and maintaining internal controls for financial reporting and that we have evaluated the effectiveness of internal control systems of the Company pertaining to financial reporting and we have disclosed to the auditors and the audit committee, deficiencies in the design or operation of such internal controls, if any, of which we are aware and the steps we have taken or propose to take to rectify these deficiencies.
- D. We have indicated to the auditors and the audit committee
  - 1. significant changes in internal control over financial reporting during the financial year;
  - 2. significant changes in accounting policies during the financial year and that the same have been disclosed in the notes to the accounts; and
  - 3. instances of significant fraud of which we have become aware and the involvement therein, if any, of the management or an employee having a significant role in the Company's internal control system over financial reporting.

**For SUNSHIELD CHEMICALS LIMITED**

**Jeet Malhotra**  
Managing Director & CEO  
DIN 07208234

**Ashish Agarwal**  
Chief Financial Officer

Mumbai, 13<sup>th</sup> May 2026

**Annexure V to the Directors' Report**

**Disclosure as required under section 197(12) of the Companies Act, 2013 read with Rule 5(1) of Companies (Appointment and Remuneration of Managerial Personnel) Rules, 2014**

- i. Ratio of the remuneration of each Director and Key Managerial Personnel (KMP) to the median remuneration of the employees of the Company and percentage increase in remuneration of the Directors and KMP's for the financial year 2025-26 are as under:

| Sr. No. | Name of Director/KMP and Designation                                   | Ratio of remuneration of Director and KMP to median remuneration of employees | Increase % |
|---------|--|---|------------|
| 1       | Prof. Aniruddha Pandit<br>Non-Executive Independent Director           | 0.38  | -          |
| 2       | Mr. Cyrus Poonevala<br>Non-Executive Independent Director              | 1.28  | 41.67      |
| 3       | Mr. Mukesh Malhotra <sup>§</sup><br>Non-Executive Independent Director | 0.75  | -          |
| 4       | Dr. Maya Parihar Malhotra<br>Non-Executive Director                    | 0.98  | 44.44      |
| 5       | Dr. Anand Parihar<br>Non-Executive Director                            | 0.38  | 25         |
| 6       | Mr. Jeet Malhotra<br>Managing Director & CEO                           | 9.71  | -          |
| 7       | Mr. Ashish Agarwal<br>Chief Financial Officer                          | 10.60   | 4.88       |
| 8       | Mr. Amit Kumashi<br>Company Secretary                                  | 5.40  | 3.03       |
| 9       | Mr. Ajit Shah*<br>Non-Executive Independent Director                   | 0.53  | -          |

<sup>§</sup> Appointed effective from 5<sup>th</sup> May 2025

\* Retired effective from 19<sup>th</sup> October 2025

- ii. 214 permanent employees were on the rolls of Company as on 31<sup>st</sup> March 2026.
- iii. The median remuneration of employees of the Company during the financial year was ₹ 5,32,643 per annum.
- iv. The average increase already made in the salaries of employees was 3%. The increment given are based on his qualification, experience, nature of job, industry benchmark, earlier salary and many other factors, comparison of one against the other is not feasible.
- v. It is hereby affirmed that the remuneration paid is as per the Remuneration Policy for Directors, Key Managerial Personnel and other Employees of the Company.

**For and on behalf of the Board of Directors**

**Dr. Maya Parihar Malhotra**  
 Chairperson  
 DIN 00302976

**Mumbai, 13<sup>th</sup> May 2026**

## CORPORATE GOVERNANCE REPORT

### 1. Company's Philosophy on Code of Corporate Governance:

The Company is committed to upholding best-in-class corporate governance practices with the objective of creating sustainable value and maximizing benefits for all stakeholders, including shareholders, customers, suppliers, employees, and society at large.

### 2. Board of Directors:

The composition of the Board of Directors of the Company is governed by the provisions of the Companies Act, 2013, the Articles of Association of the Company, and the SEBI (Listing Obligations and Disclosure Requirements) Regulations, 2015 ("Listing Regulations").

The Board currently comprises of six Directors, including Executive and Non-Executive Directors. Dr. Maya Parihar Malhotra serves as the Non-Executive Chairperson of the Company. The day-to-day operations of the Company are managed by Mr. Jeet Malhotra, Managing Director and Chief Executive Officer.

Mr. Cyrus Poonevala, Prof. Aniruddha Pandit, and Mr. Mukesh Malhotra are Non-Executive Independent Directors and collectively constitute 50% of the total strength of the Board.

The details of Directorships held by the Company's Directors in public limited companies and attendance at the Board meetings of the Company are given below:

| Name of Director(s)                           | Category of Directorship  | Board Meetings attended | Attendance at last AGM | No. of other Directorships held | No. of Committee position held in public companies <sup>^</sup> |        |
|---|---------------------------|-------------------------|------------------------|---------------------------------|---|--------|
|   |                           |                         |                        |                                 | Chairman  | Member |
| Dr. Maya Parihar Malhotra<br>(DIN- 00302976)  | Non-Executive Chairperson | 5                       | Yes                    | 1                               | 1   | -      |
| Mr. Jeet Malhotra<br>(DIN- 07208234)          | Managing Director & CEO   | 5                       | Yes                    | 1                               | -   | -      |
| Mr. Cyrus Poonevala<br>(DIN- 09420865)        | Independent Director      | 5                       | Yes                    | 1                               | -   | 1      |
| Dr. Anand Parihar<br>(DIN- 00513109)          | Non-Executive Director    | 5                       | Yes                    | 1                               | -   | -      |
| Prof. Aniruddha Pandit<br>(DIN-02471158)      | Independent Director      | 5                       | Yes                    | 2                               | -   | 2      |
| Mr. Mukesh Malhotra<br>(DIN-01131063)         | Independent Director      | 4                       | Yes                    | 1                               | -   | -      |
| Mr. Ajit Shah <sup>1</sup><br>(DIN- 02396765) | Independent Director      | 3                       | Yes                    | 2                               | -   | -      |

<sup>^</sup> For the purpose of reckoning the limit, Memberships of Audit committee and Stakeholders' Relationship committee in Public Limited Companies excluding Sunshield Chemicals Limited has been considered.

<sup>1</sup> Completion of the tenure as an Independent Director on 19<sup>th</sup> October 2025.

Mr. Jeet Malhotra, Dr. Maya Parihar Malhotra and Dr. Anand Parihar are related to each other.

The details of Directorships on the Board of listed entities, other than Sunshield Chemicals Limited, of above Directors are given below:

| Sr. No. | Name of person             | Name of the listed Companies and category of Directorship  |
|---------|----------------------------|--|
| 1       | Dr. Maya Parihar Malhotra  | Nil  |
| 2       | Mr. Jeet Malhotra          | Nil  |
| 3       | Mr. Cyrus Poonevala        | Nil  |
| 4       | Dr. Anand Parihar          | Nil  |
| 5       | Prof. Aniruddha Pandit     | Aarti Industries Limited – Independent Director<br>Chembond Chemicals Limited – Independent Director |
| 6       | Mr. Mukesh Malhotra        | Alpex Solar Limited – Independent Director   |
| 7       | Mr. Ajit Shah <sup>1</sup> | Haldyn Glass Limited – Independent Director  |

<sup>1</sup> Completion of the tenure as an Independent Director on 19<sup>th</sup> October 2025.

### Board procedure and Access to information

The Board of Directors (the “Board”) is responsible for the overall management of the Company’s affairs and meets regularly to discharge its roles and responsibilities.

The Board periodically reviews all information placed before it for discussion and consideration at its meetings, in accordance with the provisions of the Companies Act, 2013 (including any amendments or re-enactments thereof) and Schedule II (Part A) of the SEBI (Listing Obligations and Disclosure Requirements) Regulations, 2015 (“Listing Regulations”). The Board is also kept apprised of all significant developments relating to the Company.

Detailed Agenda is circulated to the Directors in advance. All material information is incorporated in the agenda for facilitating meaningful and focused discussion at the meetings. In cases where it is not practicable to circulate certain documents in advance, the same are placed before the Board during the meeting. In special and exceptional circumstances, additional items may be taken up for discussion with the consent of all Directors present.

The Board takes timely strategic decisions to ensure that the Company’s operations remain aligned with its strategic objectives. It also ensures the integrity of financial reporting, the adequacy and effectiveness of internal controls, and the oversight of risk management processes.

Non-Executive Directors are expected to provide an effective monitoring role and to provide help and advice to the Executive Directors. This is in the long-term interest of the Company and should be based on the optimum level of information, through smooth processes, by people with the right skills mix and in a constructive manner. The Independent Directors play an important role in deliberations at the Board and committee meetings.

The Board meets at least once every quarter to review the quarterly financial results and other matters placed before it. Additional meetings are convened as and when required. Board meetings are generally held at the Company’s Corporate Office in Mumbai or through video conferencing. In urgent situations where it is not practicable to convene a Board meeting, matters are approved through resolutions passed by circulation, which are subsequently noted by the Board at its next meeting.

Audio-visual conferencing facilities are also utilized to enable Directors who are travelling or located elsewhere to participate in the meetings. The minutes of the Board meetings are circulated to all Directors within 15 days of the meeting and are noted at the subsequent meeting of the Board.

The Board also reviews, on a quarterly basis, declarations submitted by the Managing Director, Chief Financial Officer, and Company Secretary confirming compliance with all applicable laws and regulatory requirements.

### Board Meeting

During the year ended 31<sup>st</sup> March 2026, five Board meetings were held. These were held on:

- i) 5<sup>th</sup> May 2025, ii) 31<sup>st</sup> July 2025, iii) 26<sup>th</sup> September 2025, iv) 30<sup>th</sup> October 2025 and v) 3<sup>rd</sup> February 2026.

### Code of Business Conduct and Ethics for Board of Directors and Senior Management

The Company has adopted a Code of Business Conduct and Ethics for the Board of Directors and Senior Management (“the Code”), which has been approved by the Board of Directors.

The Code has been communicated to Directors and the members of the Senior Management. The Code suitably incorporates the duties of Independent Directors as laid down in the Companies Act, 2013. The Code has been displayed on the Company’s website [www.sunshieldchemicals.com](http://www.sunshieldchemicals.com)

All the Board members and Senior Management have confirmed compliance with the Code for the year ended 31<sup>st</sup> March 2026. A declaration to this effect signed by the Managing Director forms part of this Annual Report.

### Board Skills Matrix identified by Board of Directors of the Company

The Board is a skills-based Board comprising Directors who collectively possess the necessary skills, knowledge, and experience to effectively govern and guide the Company. The Board has identified key areas of expertise relevant to the Company’s business and operations. These include knowledge of the Company’s business and the industry in which it operates, finance, management and administration, as well as technical and professional expertise in functional areas such as sales, marketing, administration, risk management and mitigation, governance, and operations.

The table below sets out the key areas of expertise or competencies of the individual members of the Board. However, the absence of a tick mark against a particular skill or area of expertise does not necessarily indicate that the concerned Director does not possess such competency or experience.

| Name of Director          | Business | Finance and Treasury | Management | Risk assessment and Mitigation | HR | Legal and Commercial | Manufacturing and Supply chain | Information Technology | Stakeholder engagement |
|---------------------------|----------|----------------------|------------|--------------------------------|----|----------------------|--------------------------------|------------------------|------------------------|
| Mr. Jeet Malhotra         | ✓        | ✓                    | ✓          | ✓                              | ✓  | ✓                    | ✓                              | ✓                      | ✓                      |
| Dr. Maya Parihar Malhotra | ✓        | ✓                    | ✓          | ✓                              | ✓  | ✓                    |                                |                        | ✓                      |
| Prof. Aniruddha Pandit    | ✓        |                      | ✓          | ✓                              |    |                      | ✓                              |                        |                        |
| Mr. Anand Parihar         | ✓        |                      | ✓          |                                | ✓  |                      |                                |                        |                        |
| Mr. Cyrus Poonevala       | ✓        | ✓                    |            | ✓                              |    |                      | ✓                              | ✓                      |                        |
| Mr. Mukesh Malhotra       | ✓        | ✓                    | ✓          | ✓                              |    | ✓                    |                                | ✓                      | ✓                      |

### Confirmation

In the opinion of the Board the Independent Directors fulfil the conditions specified in Listing Regulations and are independent of the management.

### Familiarisation programmes

At the time of appointment, each Director is issued a formal letter of appointment outlining, inter alia, the roles, functions, duties, and responsibilities expected of him/her as a Director of the Company.

Directors are also briefed in detail on the compliances required from them under the Companies Act, 2013, Regulation 25 of the SEBI (Listing Obligations and Disclosure Requirements) Regulations, 2015 (“Listing Regulations”), and other applicable regulatory requirements. Their affirmation regarding compliance with these requirements is obtained accordingly.

Familiarisation programmes for Independent Directors are conducted on a need basis during the year. Through these programmes, the Directors are periodically apprised of the Company’s strategy, operations, and business functions to enable them to effectively discharge their responsibilities.

Details of the familiarisation programmes conducted during the year are available on the Company’s website at [www.sunshieldchemicals.com](http://www.sunshieldchemicals.com)

### **Details of shareholding of Directors as on 31<sup>st</sup> March 2026**

As on 31<sup>st</sup> March 2026, except for Mr. Jeet Malhotra (holding 1505 equity shares in the Company), no other Director is holding equity shares in the Company.

### **3. Audit Committee**

#### **Composition, Meetings & Attendance**

As on date, the Audit Committee comprises of three Directors, of whom two are Non-Executive Independent Directors and one is a Non-Executive Non-Independent Director. Mr. Mukesh Malhotra, Chairman of the Committee, is an Independent Non-Executive Director. All members of the Audit Committee possess adequate accounting and financial knowledge, and the composition of the Committee is in compliance with the requirements of Section 177 of the Companies Act, 2013 and Regulation 18 of the SEBI (Listing Obligations and Disclosure Requirements) Regulations, 2015 (“Listing Regulations”).

The Company Secretary acts as the Secretary to the Audit committee.

During the year under review, 5 meetings of the committee were held i) 5<sup>th</sup> May 2025, ii) 31<sup>st</sup> July 2025, iii) 26<sup>th</sup> September 2025, iv) 30<sup>th</sup> October 2025 and v) 3<sup>rd</sup> February 2026.

Attendance at the Audit committee meetings during the year under review are given below:

| <b>Name</b>                            | <b>Non-Executive / Independent / Executive</b> | <b>Numbers of Meetings held – 5 Attended</b> |
|--|--|--|
| Mr. Mukesh Malhotra <sup>1</sup>       | Non-Executive, Independent                     | 4  |
| Mr. Cyrus Poonevala                    | Non-Executive, Independent                     | 5  |
| Dr. Maya Parihar Malhotra <sup>2</sup> | Non-Executive, Non- Independent                | 2  |
| Mr. Ajit Shah <sup>3</sup>             | Non-Executive, Independent                     | 3  |
| Mr. Jeet Malhotra <sup>4</sup>         | Executive                                      | 3  |

<sup>1</sup> Mr. Mukesh Malhotra, appointed as Member of the Committee w.e.f 5<sup>th</sup> May 2025 and Chairman of the Committee w.e.f 21<sup>st</sup> October 2025

<sup>2</sup> Dr. Maya Parihar Malhotra, appointed as Member of the Committee w.e.f 21<sup>st</sup> October 2025.

<sup>3</sup> Mr. Ajit Shah, ceased to be Member of the Committee w.e.f the close of business hours of 19<sup>th</sup> October 2025.

<sup>4</sup> Mr. Jeet Malhotra, ceased to be Member of the Committee w.e.f the close of business hours of 21<sup>st</sup> October 2025.

### Terms of Reference

The Audit committee ensures that the internal controls within the Company and financial reporting processes are robust. It regularly reviews the Financial Statements on a quarterly and yearly basis and periodically meets to review and discuss inter-alia, related matter and terms of reference as follows:

- oversight of the Company's financial reporting process and the disclosure of its financial information to ensure that the financial statements are correct, sufficient and credible.
- recommendation for appointment, remuneration and terms of appointment of Auditors of the Company.
- approval of payment to Statutory Auditors for any other services rendered by the Statutory Auditors.
- reviewing, with the management, the annual Financial Statements and Auditor's Report thereon before submission to the Board for approval, with particular reference to:
  - a. matters required to be included in the Director's responsibility statement to be included in the board's report in terms of clause (c) of sub-section (3) of Section 134 of the Companies Act, 2013.
  - b. changes, if any, in accounting policies and practices and reasons for the same.
  - c. major accounting entries involving estimates based on the exercise of judgment by management.
  - d. significant adjustments made in the Financial Statements arising out of audit findings.
  - e. compliance with listing and other legal requirements relating to Financial Statements.
  - f. disclosure of any related party transactions.
  - g. modified opinion(s) in the draft audit report.
- reviewing, with the management, the quarterly Financial Statements before submission to the board for approval.
- reviewing, with the management, the statement of uses / application of funds raised through an issue (public issue, rights issue, preferential issue, etc.), the statement of funds utilized for purposes other than those stated in the offer document / prospectus / notice and the report submitted by the monitoring agency monitoring the utilisation of proceeds of a public issue or rights issue or preferential issue or qualified institutions placement, and making appropriate recommendations to the Board to take up steps in this matter;
- reviewing and monitoring the Auditor's independence and performance, and effectiveness of audit process.
- approval or any subsequent modification of transactions of the listed entity with related parties.
- scrutiny of inter-corporate loans and investments.
- valuation of undertakings or assets of the listed entity, wherever it is necessary.
- evaluation of internal financial controls and risk management systems.
- reviewing, with the management, performance of Statutory and Internal Auditors, adequacy of the internal control systems.
- reviewing the adequacy of internal audit function, if any, including the structure of the internal audit department, staffing and seniority of the official heading the department, reporting structure coverage and frequency of internal audit.
- discussion with Internal Auditors of any significant findings and follow up there on.

- reviewing the findings of any internal investigations by the Internal Auditors into matters where there is suspected fraud or irregularity or a failure of internal control systems of a material nature and reporting the matter to the board.
- discussion with Statutory Auditors before the audit commences, about the nature and scope of audit as well as post-audit discussion to ascertain any area of concern.
- looking into the reasons for substantial defaults in the payment to the depositors, debenture holders, shareholders (in case of non-payment of declared dividends) and creditors.
- to review the functioning of the whistle blower mechanism.
- approval of appointment of chief financial officer after assessing the qualifications, experience and background, etc. of the candidate.
- carrying out any other function as is mentioned in the terms of reference of the audit committee.
- consider and comment on rationale, cost-benefits and impact of schemes involving merger, demerger, amalgamation etc., on the listed entity and its shareholder.

In addition to above, the Audit Committee also mandatorily reviews the following information:

- management discussion and analysis of financial condition and results of operations.
- management letters / letters of internal control weaknesses issued by the Statutory Auditors.
- internal audit reports relating to internal control weaknesses; and
- the appointment, removal and terms of remuneration of the chief Internal Auditor shall be subject to review by the Audit committee.
- statement of deviations:
  - a. quarterly statement of deviation(s) including report of monitoring agency, if applicable, submitted to stock exchange(s) in terms of Regulation 32(1).
  - b. annual statement of funds utilized for purposes other than those stated in the offer document/prospectus/ notice in terms of Regulation 32(7).

#### 4. Nomination and Remuneration Committee:

##### Composition, Meetings & Attendance

The present Members of committee are – Mr. Mukesh Malhotra, Mr. Cyrus Poonevala and Dr. Maya Parihar Malhotra.

During the year under review, 2 meetings of the committee were held i) 5<sup>th</sup> May 2025, and ii) 3<sup>rd</sup> February 2026.

The Chairman of the Nomination & Remuneration committee was present at the last Annual General Meeting. The composition of the committee during the financial year and the details of the Meeting held and attended by the Members are as under:

| Name                             | Non-Executive / Independent / Executive | Numbers of Meetings held – 2 |
|----------------------------------|---|------------------------------|
|                                  |   | Attended                     |
| Mr. Mukesh Malhotra <sup>1</sup> | Non-Executive, Independent              | 1                            |
| Mr. Cyrus Poonevala              | Non-Executive, Independent              | 2                            |
| Dr. Maya Parihar Malhotra        | Non-Executive, Non- Independent         | 2                            |
| Mr. Ajit Shah <sup>3</sup>       | Non-Executive, Independent              | 1                            |

<sup>1</sup> Mr. Mukesh Malhotra, appointed as Member of the Committee w.e.f 5<sup>th</sup> May 2025 and Chairman of the Committee w.e.f 21<sup>st</sup> October 2025

<sup>2</sup> Mr. Ajit Shah, ceased to be Member of the Committee w.e.f the close of business hours of 19<sup>th</sup> October 2025.

The Company Secretary acts as the Secretary to the committee.

### Terms of Reference

The Nomination & Remuneration committee is constituted under the provisions of Companies Act, 2013 read along with the rules made thereunder and Regulation 19 read with Schedule II (Part D) of Listing Regulations.

The terms of reference of the Committee, inter alia, include the following:

- formulation of the criteria for determining qualifications, positive attributes and independence of a Director and recommend to the Board of Directors a policy relating to, the remuneration of the Directors, key managerial personnel and other employees.
- formulation of criteria for evaluation of performance of Independent Directors and the Board of Directors.
- identifying persons who are qualified to become Directors and who may be appointed in Senior Management in accordance with the criteria laid down and recommend to the Board of Directors their appointment and removal.
- Whether to extend or continue the term of appointment of the Independent Director, on the basis of the report of performance evaluation of Independent Directors.
- recommend to the board, all remuneration, in whatever form, payable to Senior Management

The Nomination and Remuneration Policy as is devised in accordance with Section 178 of the Companies Act, 2013 and Listing Regulations has been uploaded on the website i.e [www.sunshieldchemicals.com](http://www.sunshieldchemicals.com) of the Company. Further, the details of remuneration paid to all the Directors and other disclosures as required to be made under Listing Regulation have been provided in this Report.

### Remuneration of Directors:

Non-Executive Directors are paid sitting fees for each meeting of the Board or its committees attended by them. Apart from Sitting Fees that are paid to Non-Executive Directors, no other fees/commission was paid during the year ended 31<sup>st</sup> March 2026.

The Sitting fees paid are as under:

| Name of Director          | Sitting Fees (₹) |
|---------------------------|------------------|
| Mr. Ajit Shah             | 2,80,000         |
| Dr. Anand Parihar         | 2,00,000         |
| Prof. Aniruddha Pandit    | 2,00,000         |
| Mr. Cyrus Poonevala       | 6,80,000         |
| Dr. Maya Parihar Malhotra | 5,20,000         |
| Mr. Mukesh Malhotra       | 4,00,000         |

**Remuneration paid to Executive Director for FY 2025-26 is as under:**

|                             |   |
|-----------------------------|---|
| Name                        | Mr. Jeet Malhotra                                   |
| Salary                      | ₹ 48.07 Lakhs                                       |
| Variable Pay                | ₹ 3.63 Lakhs  |
| Provident Fund              | ₹ 1.37 lakhs  |
| Perquisites                 | -   |
| Service Contract and Period | Agreement date:<br>Period: 01-01-2025 to 31-12-2027 |

Notes:

1. The above excludes accrual for employee benefits viz. Gratuity & Leave Encashment
2. The Company does not have Stock Option Scheme
3. Notice period for termination of agreement with Managing Director is 3 months, however no severance compensation is payable.

**5. Stakeholders Relationship Committee:**
**Composition, Meetings & Attendance**

The present Members of committee are – Mr. Mukesh Malhotra, Mr. Cyrus Poonevala, and Mr. Jeet Malhotra

The Stakeholders Relationship committee met once on 3<sup>rd</sup> February 2026. The necessary quorum was present for the Meeting. The composition of the committee during the financial year and the details of the Meeting held and attended by the Members are as under:

| Name                             | Non-Executive / Independent / Executive | Numbers of Meetings held – 1 |
|----------------------------------|---|------------------------------|
|                                  |   | Attended                     |
| Mr. Mukesh Malhotra <sup>1</sup> | Non-Executive, Independent              | 1                            |
| Mr. Cyrus Poonevala              | Non-Executive, Independent              | 1                            |
| Mr. Jeet Malhotra                | Executive                               | 1                            |
| Mr. Ajit Shah <sup>2</sup>       | Non-Executive, Independent              | -                            |

<sup>1</sup> Mr. Mukesh Malhotra, appointed as Member of the Committee w.e.f 5<sup>th</sup> May 2025 and Chairman of the Committee w.e.f 21<sup>st</sup> October 2025

<sup>2</sup> Mr. Ajit Shah, ceased to be Member of the Committee w.e.f the close of business hours of 19<sup>th</sup> October 2025.

**Terms of Reference:**

The broad terms of reference of Stakeholders Relationship committee as set out in the Listing Regulations, read with Section 178 of the Companies Act, 2013 include the following:

- Resolving the grievances of the security holders of the listed entity including complaints related to transfer/transmission of shares, non-receipt of annual report, non-receipt of declared dividends, issue of new/duplicate certificates, general meetings etc.
- Review of measures taken for effective exercise of voting rights by Shareholders.
- Review of adherence to the service standards adopted by the listed entity in respect of various services being rendered by the Registrar & Share Transfer Agent.

- Review of the various measures and initiatives taken by the listed entity for reducing the quantum of unclaimed dividends and ensuring timely receipt of dividend warrants/annual reports/statutory notices by the Shareholders of the company.

#### **Name & Designation of the Compliance Officer**

Mr. Amit Kumashi, has been appointed as the Compliance Officer, as required by Regulation 6 of Listing Regulations.

#### **Members Complaints**

The status of shareholder complaints received and redressed during the financial year 2025-26 is as under:

|  |   |
|--|---|
| Number of Investor Complaints pending as on 1 <sup>st</sup> April 2025   | 0 |
| Number of Investor Complaints received during the period 1 <sup>st</sup> April 2025 to 31 <sup>st</sup> March 2026                                     | 3 |
| Number of Investor Complaints resolved to the satisfaction of shareholders during the period 1 <sup>st</sup> April 2025 to 31 <sup>st</sup> March 2026 | 3 |
| Number of Investor Complaints pending as on 31 <sup>st</sup> March 2026  | 0 |

#### **Senior Management**

The details of senior management including changes therein since the close of the previous financial year is as under:

| <b>Name</b>        | <b>As on 31<sup>st</sup> March 2025</b> | <b>As on 31<sup>st</sup> March 2026</b> |
|--------------------|---|---|
| Mr. Jeet Malhotra  | ✓                                       | ✓                                       |
| Mr. Ashish Agarwal | ✓                                       | ✓                                       |
| Mr. Amit Kumashi   | ✓                                       | ✓                                       |

### **6. Performance Evaluation**

In accordance with the provisions of the Companies Act, 2013 and Regulation 17(10) and 25(4) of the SEBI (Listing Obligations and Disclosure Requirements) Regulations, 2015 ("Listing Regulations"), the performance of the Independent Directors is evaluated by the entire Board. This evaluation covers the performance of individual Directors, their adherence to the independence criteria specified under the regulations, and their independence from the management. The Board confirms that, in its opinion, the Independent Directors meet the required conditions and remain independent of the management.

During FY 2025-26, one meeting of the Independent Directors was held on 3<sup>rd</sup> February 2026. In this meeting, the Independent Directors reviewed the performance of the Non-Independent Directors and the Board as a whole, assessed the performance of the Chairperson taking into account the views of both Executive and Non-Executive Directors, and evaluated the quality, quantity, and timeliness of information provided by the management to the Board to enable it to effectively discharge its duties..

### **7. Other Committees**

In addition to the above committees, the Board has constituted one more non-mandatory committee, viz. Issue of Duplicate Share certificate Committee, wherein the terms of reference/scope have been prescribed by the Board of Directors of the Company. Members of the Committee are Mr. Jeet Malhotra and Dr. Maya Parihar Malhotra.

Meetings of this Committee are convened as and when necessary, and the minutes of such meetings are placed before the Board of Directors for noting.

## 8. General body meetings:

During the preceding three years, the details of Company's Annual General Meeting ("AGM") held:

| Year    | Date                         | Time     | Place   | Special Resolution passed  |
|---------|------------------------------|----------|---|--|
| 2024-25 | 14 <sup>th</sup> July 2025   | 11.00 am | Through Video Conferencing / Other Audio-Visual Means (OVAM) on NSDL Platform | Appointment of Mr. Mukesh Malhotra (DIN: 01131063) as Independent Director         |
| 2023-24 | 14 <sup>th</sup> August 2024 | 11.00 am |   | Re-appointment of Mr. Jeet Malhotra as Managing Director & Chief Executive Officer |
| 2022-23 | 25 <sup>th</sup> August 2023 | 11.00 am |   | Nil  |

All Resolutions moved at the AGM were passed by the requisite majority of Members attending the meetings.

### Postal Ballot:

No Special Resolution was passed through postal ballot in the last year.

No Special Resolution is proposed to be passed through postal ballot as on date of this report.

## 9. Subsidiary Companies:

The Company does not have any Subsidiary Company.

## 10. Means of Communication:

- BSE Intimation:** The unaudited quarterly financial results are announced within 45 days from the end of each quarter and the audited annual results are announced within 60 days from the end of the last quarter. The aforesaid financial results, after being taken on record by the Audit committee and Board of Directors, are communicated to the Stock Exchange where the shares of the Company are listed. Any news, updates, or vital/ useful information to Shareholders are being intimated to Stock Exchanges and are being displayed on the Company's website: [www.sunshieldchemicals.com](http://www.sunshieldchemicals.com).
- Newspapers:** The quarterly, half yearly and annual results of the Company's financial performances were published in two newspapers viz. 'Financial Express' and 'Mumbai Lakshadeep', and displayed on Company's website, [www.sunshieldchemicals.com](http://www.sunshieldchemicals.com)
- Website:** The financial results are also posted on the Company's website at [www.sunshieldchemicals.com](http://www.sunshieldchemicals.com). The Company's website provides information about its business and the section on Investors serves to inform and service the Shareholders allowing them to access information at their convenience.
- Annual Report:** Annual Report of the Company for the financial year 2025-26 is being emailed to the Members whose email addresses are available with the depositories as per section 136 of the Companies Act, 2013 and Regulation 36 of SEBI (LODR) Regulations, 2015. For other Members, who have not registered their email addresses, they are requested to register their email ID at the earliest and ask for the soft copy of the Annual Report.

As per Regulation 36(1)(b) of the SEBI Listing Regulations, as amended, a letter containing the web-link, including the exact path, where complete details of the Annual Report are available, is being sent to those Shareholders who have not registered their Email IDs with the Company or Depository Participants or MUFG Intime India Private Limited, (RTA) of the Company.

E-mail id of the Registrar & Share Transfer Agents: All the shares related queries/requests/correspondences, if any, are to be forwarded by the Investor to the Registrar & Share Transfer Agent of the Company, MUFG Intime India Private Limited and/or email them to [investor.helpdesk@in.mpms.mufg.com](mailto:investor.helpdesk@in.mpms.mufg.com)

Designated Email ID for Complaints/Redressal: In compliance of 46 (2) (j) of SEBI LODR, the Company has designated an email id [investorservices@sunshieldchemicals.com](mailto:investorservices@sunshieldchemicals.com) for investors to register their grievances, if any. This has been initiated by the Company to resolve investors' grievances, immediately. The Company has displayed the said e-mail ID on its website for the knowledge of Investors.

- e. BSE Corporate Compliance & Listing Centre: The Listing Centre is a web-based application designed by BSE Limited (BSE) for Corporates. The Shareholding Pattern, Corporate Governance Report, Financial Results, Analyst Presentations, Press Release, Board Meeting/Corporate Action Announcement and other intimations are filed electronically on BSE's Listing Centre.
- f. Facility has been provided by SEBI for investors to place their complaints / grievances on a centralized web-based complaints redressal system viz. SEBI Complaints Redress System (SCORES). The salient features of this system are: Centralized database of all complaints, online upload of Action Taken Reports (ATRs) by the concerned companies and online viewing by investors of actions taken on the complaint and its current status.

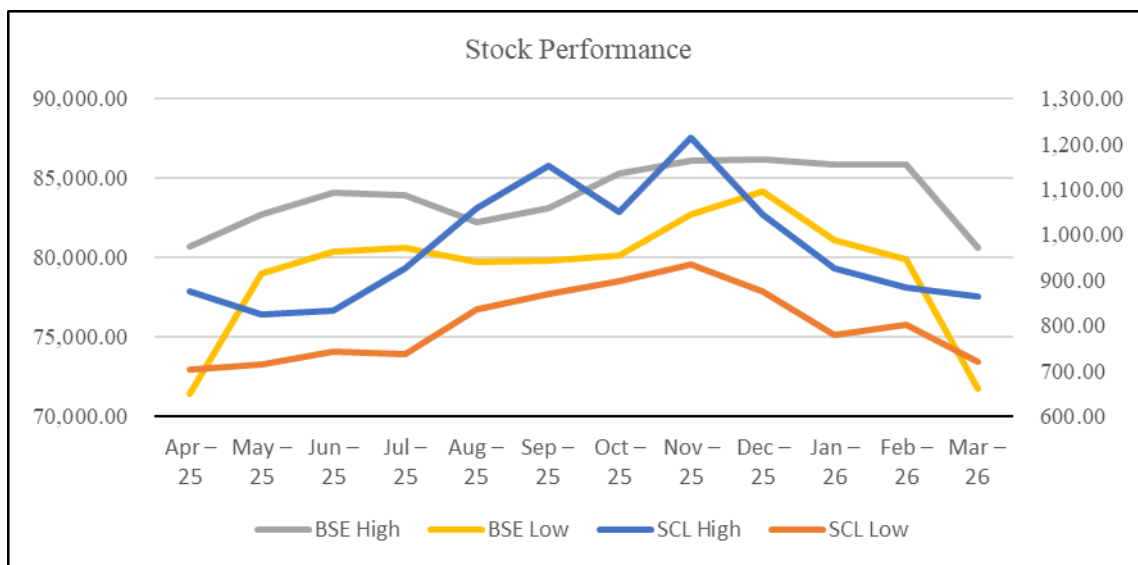
As per the SEBI circular, the Company has also registered itself for Online Disputes Resolution (ODR). Online Dispute Resolution (ODR) refers to the resolution of disputes, conflicts, or disagreements that arise between parties through online platforms or digital means, rather than through traditional face-to-face interactions or legal proceedings. ODR utilizes technology to facilitate communication, negotiation, and resolution processes.

#### 11. General Shareholders Information:

- a. Thirty Ninth (39<sup>th</sup>) Annual General Meeting (AGM) of the Company will be held on Friday, the **3<sup>rd</sup> July 2026** at **11.00 am**, through Video Conferencing (VC) / Other Audio Visual Means (OAVM), from the Registered Office i.e 1501A, Universal Majestic, P L Lokhande Marg, Behind RBK International School, Chembur (W), Mumbai 400043, which shall be deemed to be venue of AGM to transact the business mentioned in the Notice of AGM dated 13<sup>th</sup> May 2026
- b. The Company's financial Year is 1<sup>st</sup> April to 31<sup>st</sup> March
- c. Cut-off date for e-voting: Friday, 26<sup>th</sup> June 2026
- d. E-voting dates: Tuesday, 30<sup>th</sup> June 2026 (9.00 am) to Thursday, 2<sup>nd</sup> July 2026 (5.00pm).
- e. Record Date: Friday, 11<sup>th</sup> June 2026 for the Purpose of payment of Dividend.
- f. Dividend payment date: on or before 1<sup>st</sup> August 2026
- g. Listing of equity shares on Stock Exchange: BSE Ltd, Mumbai (Scrip code: 530845)
- h. Depository Connectivity: NSDL and CDSL  
Note: The Annual Listing fees and Custodial fees for FY 2026-27 have been paid.
- i. Market Price Data: Monthly high and low prices and Closing during each month in the last financial year on BSE:

(Amount in ₹)

| Month            | Sunshield |        |         | BSE       |           |           |
|------------------|-----------|--------|---------|-----------|-----------|-----------|
|                  | High      | Low    | Closing | High      | Low       | Closing   |
| April – 2025     | 875.00    | 702.20 | 743.15  | 80,661.31 | 71,425.01 | 80,242.24 |
| May – 2025       | 824.00    | 715.00 | 781.05  | 82,718.14 | 78,968.34 | 81,451.01 |
| June – 2025      | 834.00    | 742.05 | 763.20  | 84,099.53 | 80,354.59 | 83,606.46 |
| July – 2025      | 926.15    | 736.30 | 926.15  | 83,935.01 | 80,575.45 | 81,185.58 |
| August – 2025    | 1,059.00  | 836.00 | 966.10  | 82,231.17 | 79,741.76 | 79,809.65 |
| September – 2025 | 1,153.00  | 870.00 | 912.50  | 83,141.21 | 79,818.38 | 80,267.62 |
| October – 2025   | 1,050.00  | 899.00 | 1031.20 | 85,290.06 | 80,159.90 | 83,938.71 |
| November – 2025  | 1,213.95  | 935.00 | 1020.35 | 86,055.86 | 82,670.95 | 85,706.67 |
| December – 2025  | 1,045.80  | 875.00 | 899.15  | 86,159.02 | 84,150.19 | 85,220.60 |
| January – 2026   | 925.00    | 780.00 | 850.45  | 85,883.50 | 81,088.59 | 82,269.78 |
| February – 2026  | 885.00    | 801.00 | 847.80  | 85,871.73 | 79,899.42 | 81,287.19 |
| March - 2026     | 864.90    | 721.05 | 729.10  | 80,632.55 | 71,774.13 | 71,947.55 |



j. In case the securities are suspended from trading, the Director's report shall explain the reason thereof; - Not applicable.

k. Registrars and Share Transfer Agents:

The Company has appointed MUFG Intime India Private Limited as its Registrars and Share Transfer Agents. Share Transfers, dematerialisation of shares, and all other investors related activities are attended and processed at the office of the Registrars and Share Transfer Agents at the following address :

MUFG Intime India Private Limited  
 C-101, 247 Park, L.B.S. Marg, Vikhroli (W),  
 Mumbai- 400 083  
 Tel : +91 - 8108116767  
 Email : [investor.helpdesk@in.mpms.mufig.com](mailto:investor.helpdesk@in.mpms.mufig.com)

## I. Share Transfer System:

Pursuant to Regulation 40 of the SEBI (Listing Obligations and Disclosure Requirements) Regulations, 2015, as amended, transfer of securities in physical form continues to be prohibited with effect from 1<sup>st</sup> April, 2019, and such transfers can be effected only in dematerialized form through a Depository Participant.

SEBI has mandated that no share can be transferred in physical mode effective 1<sup>st</sup> April, 2019. Hence, the Company has stopped accepting any fresh lodgement of transfer of shares in physical form. In terms of amended Regulation 40 of the SEBI Listing Regulations w.e.f. 1<sup>st</sup> April, 2019, transfer of securities in physical form shall not be processed unless the securities are held in the demat mode with a Depository Participant. Further, w.e.f. 24<sup>th</sup> January, 2022, SEBI has made it mandatory for listed companies to issue securities in demat mode only while processing any investor service requests viz. issue of duplicate share certificates, exchange/ sub-division/ splitting/ consolidation of securities, transmission/ transposition of securities. Vide its Circular dated 25<sup>th</sup> January, 2022, SEBI has clarified that listed entities/ RTAs shall now issue a Letter of Confirmation in lieu of the share certificate while processing any of the aforesaid investor service request.

Further, SEBI vide its Circular dated 30<sup>th</sup> January, 2026, has dispensed with the requirement of issuance of a Letter of Confirmation (LOC) for investor service requests such as issuance of duplicate share certificates, transmission, transposition and other similar requests. Accordingly, the issuance of LOC in lieu of a physical share certificate, enabling dematerialization of the securities shall continue up to 1<sup>st</sup> April, 2026 in accordance with the erstwhile SEBI circulars. With effect from 2<sup>nd</sup> April, 2026, listed companies and RTA shall credit securities directly into the demat account of the investor, subject to completion of prescribed due diligence and submission of requisite documents, including a duly attested Client Master List (CML) of the demat account.

Shareholders holding equity shares in physical form are therefore encouraged to dematerialize their holdings and avail the benefit of the special window, as applicable, to ensure ease of transfer and seamless access to investor services.

**Members holding shares in physical form are requested to dematerialize their holdings at the earliest.**

### **Nomination facility for shareholding**

As per the provisions of Section 72 of the Companies Act 2013, facility for making nomination is available for Members in respect of shares held by them. Members holding shares in physical form may obtain a nomination form (Form SH-13), from the website of the Company / MUFG Intime India Private Limited. Members holding shares in dematerialized form should contact their Depository Participants (DPs) in this regard.

### **Permanent Account Number (PAN)**

Members who hold shares in physical form are advised that SEBI has made it mandatory that a copy of the PAN card of the transferor(s), transferee(s), surviving joint holders/legal heirs be submitted to the Company while obtaining the services of transfer, transposition, transmission and issue of duplicate share certificates.

Member's attention is invited to SEBI's circular no SEBI/HO/MIRSD/0081/CIR/P/2018/73 dated 20<sup>th</sup> April 2018, pursuant to which the Company has written to Shareholders holding shares in physical form, requesting them to furnish details regarding their PAN and also their bank details for payment of dividend through electronic mode. Those Shareholders, who are yet to respond to the Company's request in this regard, are once again requested to take action in the matter at the earliest.

m. Distribution of Shareholding as on 31<sup>st</sup> March 2026:

| No. of Shares held |    |        | No. of Shareholders | % of Total    | Shares           | % of Total    |
|--------------------|----|--------|---------------------|---------------|------------------|---------------|
| 1                  | -- | 500    | 4410                | 88.98         | 4,39,744         | 5.00          |
| 501                | -- | 1,000  | 248                 | 5.00          | 186,721          | 2.12          |
| 1,001              | -- | 2,000  | 113                 | 2.28          | 1,61,687         | 1.84          |
| 2,001              | -- | 3,000  | 51                  | 1.03          | 1,24,756         | 1.42          |
| 3,001              | -- | 4,000  | 26                  | 0.52          | 92,761           | 1.05          |
| 4,001              | -- | 5,000  | 27                  | 0.54          | 1,26,195         | 1.43          |
| 5,001              | -- | 10,000 | 45                  | 0.91          | 3,19,712         | 3.64          |
| 10,001             | -- | above  | 36                  | 0.73          | 73,43,260        | 83.50         |
| <b>Total</b>       |    |        | <b>4,956</b>        | <b>100.00</b> | <b>87,94,836</b> | <b>100.00</b> |

n. Categories of Shareholding as on 31<sup>st</sup> March 2026:

| Sr. No.  | Category                               | No. of Shares    | % of shareholding |
|----------|--|------------------|-------------------|
| <b>1</b> | <b>Promoters' Holding</b>              |                  |                   |
|          | Indian Promoters                       | 58,51,551        | 66.53             |
| <b>2</b> | <b>Non promoters' Holding</b>          |                  |                   |
|          | Indian Public                          | 19,01,171        | 21.62             |
|          | Foreign Portfolio Investors Category I | 7,43,977         | 8.46              |
|          | Hindu Undivided Family                 | 1,06,370         | 1.21              |
|          | Bodies Corporate                       | 1,28,598         | 1.46              |
|          | Non Resident Indians                   | 51,550           | 0.59              |
|          | Limited Liability Partnership          | 10,717           | 0.12              |
|          | Mutual Funds                           | 700              | 0.01              |
|          | State Financial Corporation            | 200              | 0.00              |
|          | Key Managerial Personnel               | 2                | 0.00              |
|          | <b>Total</b>                           | <b>87,94,836</b> | <b>100</b>        |

o. Dematerialisation of Shares and liquidity:

The shares of the Company are available for dematerialisation (holding of shares in electronic form) on both the depositories viz. NSDL and CDSL.

Equity shares of the company are to be compulsorily traded in the dematerialised form. As on 31<sup>st</sup> March 2026, 86,95,776 equity shares comprising of 98.87% of paid up capital of the company, have been dematerialised by the investors and bulk of transfers take place in the demat segment.

p. Outstanding Stock

The Company does not have any outstanding GDRs/ ADRs/ Warrants/Convertible Instruments as on 31<sup>st</sup> March 2026.

q. Commodity Price Risk or Foreign Exchange Risk and Hedging Activities

The Company is not dealing / trading in any commodities / exchanges, hence does not have any exposure to commodity price risk.

The Company has a dynamic risk management framework to identify, monitor, mitigate and minimize foreign currency risk.

r. Plant Location, Registered Office and Address for correspondence

Plant Location: The Company's plant is located at:

Village Rasal, Vave, Pali-Khopoli Road, Tal. Sudhagad, Dist. Raigad, Maharashtra

Registered Office:

1501A, Universal Majestic, P L Lokhande Marg,  
Behind RBK International School, Chembur (W), Mumbai 400043  
Tel. No: 022 25550126

Address for correspondence

In respect of transactions relating to shares:

MUFG Intime India Private Limited  
C-101, 247 Park, L.B.S. Marg, Vikhroli (W), Mumbai - 400 083  
Tel : +91 - 8108116767  
Website : [www.in.mpms.mufg.com](http://www.in.mpms.mufg.com)  
E-mail: [investor.helpdesk@in.mpms.mufg.com](mailto:investor.helpdesk@in.mpms.mufg.com)

In respect of any matter:

Mr. Amit Kumashi  
Company Secretary & Compliance Officer  
1501A, Universal Majestic, P L Lokhande Marg,  
Behind RBK International School, Chembur (W), Mumbai 400043  
Tel. No: 022 25550126  
E-mail: [investorservices@sunshieldchemicals.com](mailto:investorservices@sunshieldchemicals.com)

s. Name of the Stock exchange and address:

BSE Limited  
Phiroze Jeejeebhoy Towers, Dalal Street,  
Mumbai 400 001  
[www.bseindia.com](http://www.bseindia.com)

t. Credit Rating

India Rating & Research Private Limited has assigned the credit rating of BBB+/Stable for the long-term bank facilities and IND A2+ availed by the Company from the banks.

u. Electronic Clearing Service (ECS):

The Company has extended the ECS facility to shareholders to enable them to receive dividend through electronic mode in their bank account. The Company encourages Members to avail of this facility as ECS provides adequate protection against fraudulent interception and encashment of dividend warrants, apart from eliminating loss/damage of dividend warrants in transit and correspondence with the Company on revalidation/issuance of duplicate dividend warrants.

v. Bank Details for electronic shareholding:

Members are requested to notify their DP about the changes in bank details. Members are requested to furnish complete details of their bank accounts, including the MICR codes of their banks, to their DPs.

w. Furnish copies of Permanent Account Number (PAN):

The members are requested to furnish their PAN which will help the Company to strengthen the compliance with KYC norms and provisions of prevention of Money Laundering Act, 2002.

x. ISIN allotted to Equity Shares is **INE199E01014**

y. Corporate Identification Number (CIN No.): **L99999MH1986PLC041612**

## 12. Other Disclosures:

a. Related Party Transactions:

During the year, there were no material related party transactions i.e. transactions of the Company of a material nature with its promoters, the Directors or the management, their subsidiaries or relatives etc. that may have a potential conflict with the interests of the Company at large. The transactions with the related parties as per requirements of Indian Accounting Standards (IND-AS 24) "Related Party Disclosures" are disclosed in the Notes to the Accounts in the Annual Report.

b. Compliances:

The Company has complied with all the regulations of Stock Exchanges, SEBI or other statutory authority/ties on matters related to capital markets.

c. No penalty has been imposed or strictures passed during the year against the Company by SEBI, Stock Exchange(s), or any other statutory authority.

d. The requirement of placing the statement of utilisation of funds raised through preferential issue on quarterly/ annual basis before Audit Committee is not applicable.

e. The Company follows the Companies (Indian Accounting Standards) Rules, 2015 specified under section 133 of the Companies Act, 2013, as amended. The Company has not adopted a treatment different from that prescribed in the aforesaid Indian Accounting Standards, in the preparation of financial statements.

f. The Managing Director and Chief Financial Officer of the Company have certified to the Board on financial and other matters to be in accordance with Schedule II (Part B) of Listing Regulations for the financial year ended 31<sup>st</sup> March 2026.

Pursuant to Section 177 of the Companies Act, 2013 and the Regulation 22 of SEBI (LODR) Regulation, 2015, the Company has a Whistle-Blower Policy for establishing a vigil mechanism for Directors and employees to report genuine concerns regarding unethical behavior, actual or suspected fraud or violation of the Company's Code of Conduct and Ethics policy. No employee of the Company was denied access to the Audit Committee. The said Whistle-Blower Policy has been hosted on the website of the Company at [www.sunshieldchemicals.com](http://www.sunshieldchemicals.com)

g. The Board of Directors of the Company evaluates and assesses the major risks and the risk minimization procedures and its implementation, from time to time.

- h. Web link where policy for determining 'material' subsidiaries is disclosed; - Not applicable.
- i. Web link of policy on dealing with related party transactions: The web link of policy on dealing with related party transactions is provided in Director Report.
- j. Details of preferential allotment or Qualified Institutions Placement as specified under Regulation 32 (7A): The Company has not raised funds through preferential allotment or Qualified Institutional Placement.
- k. Certificate from Company Secretary in practice regarding Non-disqualification of Directors

The Company has obtained a certificate from Mr. Prasen Naithani, Company Secretary that none of the Directors on the board of the company has been debarred or disqualified from being appointed or continuing as Director of companies by the Board/Ministry of Corporate Affairs or any such statutory authority.

- l. Recommendation of Committee

All the recommendations of the committees are accepted by the Board.

- m. Total fees paid to Statutory Auditors of the Company

The details of total fees, for all services paid to the Statutory Auditors for financial year 2025-26.

| Particulars                                   | Amount in Lakhs (₹) |
|---|---------------------|
| <b>Auditor's remuneration and expenses:</b>   |                     |
| Statutory audit fees                          | 22.50               |
| <b>Fees for other audit related services:</b> |                     |
| Reimbursement of out of pocket expenses       | 0.27                |
| <b>Total</b>                                  | <b>22.77</b>        |

- n. Disclosures in relation to the Sexual Harassment of Women at Workplace (Prevention, Prohibition and Redressal) Act, 2013

The Disclosures in relation to the Sexual Harassment of Women at Workplace (Prevention, Prohibition and Redressal) Act, 2013 is provided in Directors Report

- o. Risk Management:

The Company is undertaking the exercise of identifying risks being faced by the company and ways of managing such risks. Risk minimisation is being built up in the operating systems.

- p. Prohibition of Insider Trading:

In compliance with the provisions of SEBI (Prohibition of Insider Trading Regulations) 2015, as amended from time to time, to preserve the confidentiality and prevent misuse of unpublished price sensitive information (UPSI)/Leak of UPSI, the Company has adopted a policy, for Promoters, Members of Promoter group, Directors, Designated Person/ Employees, their immediate relatives, and substantial shareholders.

- q. Management Discussion and Analysis forms part of the Directors Report.

- r. Discretionary requirements under Regulation 27 read with Part E of Schedule of Listing Regulations: Status relating to following specific requirements:

- Maintenance of office for Non-Executive Chairman: Because of the very good communication facilities it was felt that separate Chairman's office would not be essential.

- Shareholders Right: Half-yearly and quarterly financial results are forwarded to BSE Limited and uploaded on the Company's website and published in newspaper.
  - Modified Opinion(s) in Audit Report: During the year under review, there was an unmodified opinion given in the Auditors Report for the Company's Financial Statements.
  - Reporting of the Internal Auditors: The Internal Auditors attend the Audit Committee Meetings and submit their report to the Audit Committee with details and actions to be taken.
  - The Chairperson and Managing Director of the Company are different persons.
- s. Disclosure with respect to Demat Suspense Account/Unclaimed Suspense Account:

In compliance with Para F of Schedule V to the Listing Regulations, we confirm that no shares of the Company are lying in the Suspense Account, during the period under review.

Further the Company has complied with the necessary procedure in accordance with Schedule VI of Listing Regulations where securities holder/claimant fails to submit the demat request within the period of 120 days from the date of 'Letter of Confirmation' and have transferred the securities to the Suspense Escrow Demat Account of the Company.

The status of shares transferred to Suspense Escrow Demat Account of the Company is as under:

| Sr. No. | Particulars  | No. of Shareholders | No. of Shares |
|---------|--|---------------------|---------------|
| 1       | Aggregate no. of shareholders and outstanding shares in the Suspense Escrow Demat Account      | 1                   | 100           |
| 2       | Number of Shares transferred to Suspense Escrow Demat Account during the year                  | 0                   | 0             |
| 3       | Number of claims received till 31 <sup>st</sup> March 2026                                     | 0                   | 0             |
| 4       | Number of claims processed   | 0                   | 0             |
| 5       | Balance shares standing in the Suspense Escrow Demat Account as on 31 <sup>st</sup> March 2026 | 1                   | 100           |

The voting rights on the aforesaid shares shall not remain frozen.

- t. Disclosure of certain types of agreements binding listed entities (1) information disclosed under clause 5A of paragraph A of Part A of Schedule III of these regulations:

There is no information which is required to be disclosed under clause 5A of paragraph A of Part A of Schedule III.

- u. Certification of Corporate Governance Report:

Certificate from Mr. Prasen Naithani, Company Secretaries on Corporate Governance, as required under Regulation 34 of Listing Regulations, is annexed to this Report.

- v. Disclosures on the compliance with Corporate Governance requirements:

The Company has complied with the requirements specified in Regulation 17 to 27 and Clauses (b) to (i) of Regulation 46 (2) of the Listing Regulations.

**13. Unclaimed Dividend**

Pursuant to the provisions of the Companies Act, 2013 the dividend, Matured Deposits and interest thereon which remains unclaimed/ unpaid for a period of seven years from its due date is required to be transferred to the Investor Education and Protection Fund (IEPF) established by the Central Government.

The last date(s) for claiming payment of the unclaimed/ unpaid dividend are provided hereunder:

| <b>Sr. no.</b> | <b>Account Title</b>        | <b>Date of Dividend Declaration</b> | <b>Rate of Dividend</b> | <b>Face Value (₹)</b> | <b>Last date for claiming the unclaimed dividend</b> |
|----------------|-----------------------------|-------------------------------------|-------------------------|-----------------------|--|
| 1              | 2021-22<br>Final Dividend   | 29 <sup>th</sup> July 2022          | 20%                     | 10                    | 3 <sup>rd</sup> September 2029                       |
| 2              | 2022-23<br>Final Dividend   | 25 <sup>th</sup> August 2023        | 20%                     | 10                    | 1 <sup>st</sup> October 2030                         |
| 3              | 2023-24<br>Interim Dividend | 9 <sup>th</sup> February 2024       | 12%                     | 10                    | 17 <sup>th</sup> March 2031                          |
| 4              | 2023-24<br>Final Dividend   | 14 <sup>th</sup> August 2024        | 12%                     | 10                    | 19 <sup>th</sup> September 2031                      |
| 5              | 2024-25<br>Final Dividend   | 14 <sup>th</sup> July 2025          | 25%                     | 10                    | 19 <sup>th</sup> August 2032                         |

Members are requested to get in touch with the Registrar & Share Transfer Agents for encashing the unclaimed amounts, if any, standing to the credit of their account.

**For Sunshield Chemicals Limited**

**Dr. Maya Parihar Malhotra**  
Chairperson  
DIN 00302976

Mumbai, 13<sup>th</sup> May 2026

**COMPLIANCE CERTIFICATE ON COMPLIANCE OF CONDITIONS OF CORPORATE GOVERNANCE**

To  
The Members of  
**Sunshield Chemicals Limited**

**CORPORATE GOVERNANCE COMPLIANCE CERTIFICATE**

I have examined the compliance of conditions of Corporate Governance of Sunshield Chemicals Limited, for the year ended on 31<sup>st</sup> March 2026 as stipulated in Regulation 17 to 27 and clauses (b) to (i) and (t) of regulation 46(2) and para-C and D and E of Schedule V of the Securities and Exchange Board of India (Listing Obligations and Disclosure Requirements) Regulations, 2015 (the Listing Regulations).

The compliance of conditions of Corporate Governance is the responsibility of the management. My examination has been limited to a review of the procedures and implementation thereof adopted by the Company for ensuring compliance with the conditions of the certificate of Corporate Governance as stipulated in the said clauses. It is neither an audit nor an expression of opinion on the financial statements of the Company.

In my opinion and to the best of my information and according to the explanations given to me and the representations made by the Management, I certify that the Company has complied with the conditions of Corporate Governance as stipulated in the Listing Regulations. The Board of Directors of the Company are duly constituted with proper balance of Independent Directors and Woman Director as per the Listing Regulations.

I further state that such compliance is neither an assurance as to the future viability of the Company nor of the efficiency or effectiveness with which the management has conducted the affairs of the Company.

**For Naithani & Shetty Associates,  
Company Secretary**

**Prasen Naithani**  
**Partner**  
**FCS: 3830 C.P. No.: 3389**  
**PR.No.6548/2025**

**Mumbai, 13<sup>th</sup> May 2026**  
UDIN: F003830H000349153

**Declaration by the Managing Director pursuant to Schedule V (D) read with Regulation 34(3) of the Securities and Exchange Board of India (Listing Obligations and Disclosure Requirements) Regulations, 2015, regarding compliance with Code of Conduct.**

The Board has laid down the code of conduct for the all the Board Members and Senior Management of the company, which is posted on the Company's Website. All the Board Members and Senior Management personnel of the company, for the financial year ended 31<sup>st</sup> March 2026, have affirmed compliance with code of conduct.

**For Sunshield Chemicals Limited**

**Jeet Malhotra**  
**Managing Director & CEO**  
DIN: 07208234

**Mumbai, 13<sup>th</sup> May 2026**

### Certificate of Non-Disqualification of Directors

[Pursuant to Regulation 34(3) and Schedule V Para C clause (10)(i) of the SEBI (Listing Obligations and Disclosure Requirements) Regulations, 2015]

To,  
The Members of  
Sunshield Chemicals Limited,  
1501-A, Universal Majestic,  
P.L. Lokhande Marg Behind R.B.K International Academy,  
Chembur, Mumbai City Maharashtra 400043

We have examined the relevant registers, records, forms, returns and disclosures received from the Directors of Sunshield Chemicals Limited having CIN L99999MH1986PLC041612 and having registered office at 1501-A, Universal Majestic, P.L. Lokhande Marg Behind R.B.K International Academy, Chembur, Mumbai City Maharashtra 400043. (hereinafter referred to as 'the Company'), produced before me by the Company for the purpose of issuing this Certificate, in accordance with Regulation 34(3) read with Schedule V Para-C Sub clause 10(i) of the Securities Exchange Board of India (Listing Obligations and Disclosure Requirements) Regulations, 2015.

In our opinion and to the best of our information and according to the verifications (including Directors Identification Number (DIN) status at the portal [www.mca.gov.in](http://www.mca.gov.in)) as considered necessary and explanations furnished to me by the Company & its officers, We hereby certify that none of the Directors on the Board of the Company as stated below for the Financial Year ending on 31<sup>st</sup> March, 2026 have been debarred or disqualified from being appointed or continuing as Directors of companies by the Securities and Exchange Board of India, Ministry of Corporate Affairs, or any such other Statutory Authority.

| Sr. No. | Name of Director              | DIN      | Date of appointment in the company |
|---------|-------------------------------|----------|------------------------------------|
| 1       | Dr. Maya Parihar Malhotra     | 00302976 | 30/11/2021                         |
| 2       | Dr. Anand Laxminarain Parihar | 00513109 | 30/11/2021                         |
| 3       | Mr. Jeet Sudhir Malhotra      | 07208234 | 30/11/2021                         |
| 4       | Mr. Cyrus Poonevala           | 09420865 | 15/01/2022                         |
| 5       | Prof. Aniruddha B. Pandit     | 02471158 | 14/03/2025                         |
| 6       | Mr. Mukesh Malhotra*          | 01131063 | 05/05/2025                         |

\* Appointed as an Independent Director w.e.f 5<sup>th</sup> May 2025

Ensuring the eligibility of for the appointment / continuity of every Director on the Board is the responsibility of the management of the Company. Our responsibility is to express an opinion on these based on our verification. This certificate is neither an assurance as to the future viability of the Company nor of the efficiency or effectiveness with which the management has conducted the affairs of the Company.

**For Naithani & Shetty Associates**  
**Company Secretaries**

**Prasen Naithani**  
**Partner**  
**FCS No. 3830**  
**C.P. No. 3389**  
**PR.No. 6548/2025**

**Mumbai, 13<sup>th</sup> May 2026**  
UDIN: F003830H000349296

## INDEPENDENT AUDITOR'S REPORT

### To The Members of Sunshield Chemicals Limited Report on the Audit of the Financial Statements

#### Opinion

We have audited the accompanying Financial Statements of **Sunshield Chemicals Limited** ("the Company"), which comprise the Balance Sheet as at March 31, 2026, the Statement of Profit and Loss (including Other Comprehensive Income), the Statement of Changes in Equity and the Statement of Cash Flows for the year then ended and notes to the Financial Statements including a summary of material accounting policies and other explanatory information (hereinafter referred to as 'Financial Statements').

In our opinion and to the best of our information and according to the explanations given to us, the aforesaid Financial Statements give the information required by the Companies Act, 2013 ("the Act") in the manner so required and give a true and fair view in conformity with the Indian Accounting Standards prescribed under section 133 of the Act read with the Companies (Indian Accounting Standards) Rules, 2015, as amended ("Ind AS"), and other accounting principles generally accepted in India, of the state of affairs of the Company as at March 31, 2026, the net profit and total comprehensive income, changes in equity and its cash flows for the year ended on that date.

#### Basis for Opinion

We conducted our audit of the Financial Statements in accordance with the Standards on Auditing specified under section 143(10) of the Act (SAs). Our responsibilities under those Standards are further described in the Auditor's Responsibility for the Audit of the Financial Statements section of our report. We are independent of the Company in accordance with the Code of Ethics issued by the Institute of Chartered Accountants of India (ICAI) together with the ethical requirements that are relevant to our audit of the Financial Statements under the provisions of the Act and the Rules made thereunder, and we have fulfilled our other ethical responsibilities in accordance with these requirements and the ICAI's Code of Ethics. We believe that the audit evidence obtained by us is sufficient and appropriate to provide a basis for our audit opinion on the Financial Statements.

#### Key Audit Matters

Key audit matters are those matters that, in our professional judgment, were of most significance in our audit of the Financial Statements of the current period. These matters were addressed in the context of our audit of the Financial Statements as a whole, and in forming our opinion thereon, and we do not provide a separate opinion on these matters. We have determined the matters described below to be the key audit matters to be communicated in our report.

| Sr. No. | Key Audit Matter   | Auditor's Response  |
|---------|--|---|
| 1.      | <p>There are several litigations pending before various forums against the Company. These also include matters under various statutes and involve significant management judgement and estimates on the possible outcome of the litigations and consequent provisioning thereof or disclosure as contingent liabilities.</p> <p>We identified this as a key matter as the estimate of these amounts involves a significant degree of management judgement and high estimation uncertainty.</p> | <p>To address this key audit matter, our procedure included:</p> <ul style="list-style-type: none"> <li>• Obtaining from the management details of matters under disputes including ongoing and completed tax assessments, demands and other litigations.</li> <li>• Evaluation and testing of the design of internal controls followed by the company relating to litigations and open tax positions for direct and indirect taxes and processes followed to decide provisioning or disclosure as contingent liabilities.</li> <li>• Discussing with the company's personnel for sufficient understanding of on-going and potential legal matters impacting the Company.</li> <li>• Discussing the matter with internal expert to confirm the views taken by the Company.</li> </ul> |

### **Information Other than the Financial Statements and Auditor's Report Thereon**

The Company's Management and Board of Directors is responsible for the Other Information. The Other Information comprises the information included in the Management Discussion and Analysis, Board's Report including annexures to the Board's Report, Corporate Governance and Shareholders Information but does not include the Financial Statements and our auditor's report thereon.

Our opinion on the Financial Statements does not cover the Other Information and we do not express any form of assurance conclusion thereon.

In connection with our audit of the Financial Statements, our responsibility is to read the Other Information identified above when it becomes available and, in doing so, consider whether the Other Information is materially inconsistent with the Financial Statements, or our knowledge obtained during the course of our audit or otherwise appears to be materially misstated.

If, based on the work we have performed, we conclude that there is a material misstatement of this Other Information, we are required to report that fact. We have nothing to report in the regard.

### **Responsibilities of Management and Those Charged with Governance for the Financial Statements.**

The Company's Management and Board of Directors are responsible for the matters stated in section 134(5) of the Act with respect to the preparation of these Financial Statements that give a true and fair view of the financial position, financial performance including other comprehensive income, changes in equity and cash flows of the Company in accordance with the Ind AS and other accounting principles generally accepted in India. This responsibility also includes maintenance of adequate accounting records in accordance with the provisions of the Act for safeguarding the assets of the Company and for preventing and detecting frauds and other irregularities; selection and application of appropriate accounting policies; making judgments and estimates that are reasonable and prudent; and design, implementation and maintenance of adequate internal financial controls, that were operating effectively for ensuring the accuracy and completeness of the accounting records, relevant to the preparation and presentation of the Financial Statements that give a true and fair view and are free from material misstatement, whether due to fraud or error.

In preparing the Financial Statements, Management and Board of Directors are responsible for assessing the Company's ability to continue as a going concern, disclosing, as applicable, matters related to going concern and using the going concern basis of accounting unless management either intends to liquidate the Company or to cease operations, or has no realistic alternative but to do so.

The Management and Board of Directors are also responsible for overseeing the Company's financial reporting process.

### **Auditor's Responsibility for the Audit of the Financial Statements**

Our objectives are to obtain reasonable assurance about whether the Financial Statements as a whole are free from material misstatement, whether due to fraud or error, and to issue an auditor's report that includes our opinion. Reasonable assurance is a high level of assurance but is not a guarantee that an audit conducted in accordance with SAs will always detect a material misstatement when it exists. Misstatements can arise from fraud or error and are considered material if, individually or in aggregate, they could reasonably be expected to influence the economic decisions of users taken on the basis of these Financial Statements.

As part of an audit in accordance with SAs, we exercise professional judgment and maintain professional skepticism throughout the audit. We also:

- (i) Identify and assess the risks of material misstatement of the Financial Statements, whether due to fraud or error, design and perform audit procedures responsive to those risks, and obtain audit evidence that is sufficient and appropriate to provide a basis for our opinion. The risk of not detecting a material misstatement resulting from fraud is higher than for one resulting from error, as fraud may involve collusion, forgery, intentional omissions, misrepresentations, or the override of internal control.

- (ii) Obtain an understanding of internal financial control relevant to the audit in order to design audit procedures that are appropriate in the circumstances. Under section 143(3)(i) of the Act, we are also responsible for expressing our opinion on whether the Company has adequate internal financial controls system with reference to financial statements in place and the operating effectiveness of such controls.
- (iii) Evaluate the appropriateness of accounting policies used and the reasonableness of accounting estimates and related disclosures made by the management.
- (iv) Conclude on the appropriateness of Management's and Board of Director's use of the going concern basis of accounting and, based on the audit evidence obtained, whether a material uncertainty exists related to events or conditions that may cast significant doubt on the Company's ability to continue as a going concern. If we conclude that a material uncertainty exists, we are required to draw attention in our auditor's report to the related disclosures in the Financial Statements or, if such disclosures are inadequate, to modify our opinion. Our conclusions are based on the audit evidence obtained up to the date of our auditor's report. However, future events or conditions may cause the Company to cease to continue as a going concern.
- (v) Evaluate the overall presentation, structure and content of the Financial Statements, including the disclosures, and whether the Financial Statements represent the underlying transactions and events in a manner that achieves fair presentation.

Materiality is the magnitude of misstatements in the Financial Statements that, individually or in aggregate, makes it probable that the economic decisions of a reasonably knowledgeable user of the Financial Statements may be influenced. We consider quantitative materiality and qualitative factors (i) in planning the scope of our audit work and in evaluating the results of our work; and (ii) to evaluate the effect of any identified misstatements in the Financial Statements.

We communicate with those charged with governance regarding, among other matters, the planned scope and timing of the audit and significant audit findings, including any significant deficiencies in internal control that we identify during our audit.

We also provide those charged with governance with a statement that we have complied with relevant ethical requirements regarding independence, and to communicate with them all relationships and other matters that may reasonably be thought to bear on our independence, and where applicable, related safeguards.

From the matters communicated with those charged with governance, we determine those matters that were of most significance in the audit of the Financial Statements of the current period and are therefore the key audit matters. We describe these matters in our auditor's report unless law or regulation precludes public disclosure about the matter or when, in extremely rare circumstances, we determine that a matter should not be communicated in our report because the adverse consequences of doing so would reasonably be expected to outweigh the public interest benefits of such communication.

### Report on Other Legal and Regulatory Requirements

- 1) As required by the Companies (Auditor's Report) Order, 2020 ("the Order") issued by the Central Government in terms of Section 143(11) of the Act, we give in "**Annexure A**" a statement on the matters specified in paragraphs 3 and 4 of the Order, to the extent applicable.
- 2) As required by Section 143(3) of the Act, based on our audit we report, that:
  - a) We have sought and obtained all the information and explanations which to the best of our knowledge and belief were necessary for the purposes of our audit.
  - b) In our opinion, proper books of account as required by law have been kept by the Company so far as it appears from our examination of those books. Also refer our comments in paragraph 2(h)(vi).
  - c) The Balance Sheet, the Statement of Profit and Loss including Other Comprehensive Income, Statement of Changes in Equity and the Statement of Cash Flows dealt with by this Report are in agreement with the relevant books of account.

- d) In our opinion, the aforesaid Financial Statements comply with the Ind AS specified under Section 133 of the Act.
- e) On the basis of the written representations received from the directors as on March 31, 2026, taken on record by the Board of Directors, none of the directors is disqualified as on March 31, 2026, from being appointed as a director in terms of Section 164(2) of the Act.
- f) With respect to the adequacy of the internal financial controls over financial reporting of the Company and the operating effectiveness of such controls, refer to our separate Report in “**Annexure B**”. Our report expresses an unmodified opinion on the adequacy and operating effectiveness of the Company’s internal financial controls over financial reporting.
- g) With respect to the other matters to be included in the Auditor’s Report in accordance with the requirements of section 197(16) of the Act, as amended, in our opinion and to the best of our information and according to the explanations given to us, the remuneration paid by the Company to its directors during the year is in accordance with the provisions of section 197 read with Schedule V to the Companies Act, 2013.
- h) With respect to the other matters to be included in the Auditor’s Report in accordance with Rule 11 of the Companies (Audit and Auditors) Rules, 2014, as amended in our opinion and to the best of our information and according to the explanations given to us:
  - i) The Company has disclosed the impact of pending litigations on its financial position in its Financial Statements. – refer Note no. 32 to the Financial Statements.
  - ii) The Company did not have any long-term contracts including derivative contracts for which there were any material foreseeable losses.
  - iii) There are no amounts which were required to be transferred, to the Investor Education and Protection Fund by the Company.
  - iv) (a) The Management has represented that, to the best of its knowledge and belief, as disclosed in Note no. 42(1) to the Financial Statements, no funds have been advanced or loaned or invested (either from borrowed funds or share premium or any other sources or kind of funds) by the Company to or in any other persons or entities, including foreign entities (“Intermediaries”), with the understanding, whether recorded in writing or otherwise, that the Intermediary shall, directly or indirectly lend or invest in other persons or entities identified in any manner whatsoever by or on behalf of the Company (“Ultimate Beneficiaries”) or provide any guarantee, security or the like on behalf of the Ultimate Beneficiaries.
    - (b) The Management has represented, that, to the best of its knowledge and belief, as disclosed in Note no. 42(1) to Financial Statements, no funds have been received by the Company from any persons or entities, including foreign entities (“Funding Parties”), with the understanding, whether recorded in writing or otherwise, that the Company shall, directly or indirectly, lend or invest in other persons or entities identified in any manner whatsoever by or on behalf of the Funding Party (“Ultimate Beneficiaries”) or provide any guarantee, security or the like on behalf of the Ultimate Beneficiaries.
    - (c) Based on such audit procedures that we have considered reasonable and appropriate in the circumstances; nothing has come to our notice that has caused us to believe that the representations under sub-clause (i) and (ii) of Rule 11 (e) contain any material misstatement.
- v) The final dividend declared and paid by the Company during the year for the previous year is in accordance with Section 123 of the Act to the extent it applies to payment of dividend.

As stated in Note no.16(i) to the Financial Statements, the Board of Directors of the Company have proposed final dividend for the year which is subject to the approval of the members at the ensuing Annual General Meeting. The dividend declared is in accordance with section 123 of the Act to the extent it applies to declaration of dividend.

vi) Based on such audit procedures that we have considered reasonable and appropriate in the circumstances, we report that for the year ended March 31, 2026, for maintaining its books of account, the Company has used accounting software which has a feature of recording audit trail (edit log) facility and the same has operated throughout the year for all relevant transactions recorded in the software except that audit trail at the database level for accounting software SAP to log any direct data changes was enabled from 13<sup>th</sup> March 2026.

Further, during the course of our audit, we did not come across any instance of audit trail feature being tampered with, in respect of accounting software for which the audit trail feature was operating.

The Company has complied with the statutory requirements of preservation of the audit trail for transactions recorded in the software except for audit trail at the database level for accounting software SAP to log in any direct changes which was enabled from 13<sup>th</sup> March 2026.

**For CNK & Associates LLP**  
**Chartered Accountants**  
**Firm Registration Number: 101961W/W100036**

**Diwakar Sapre**  
**Partner**  
**Membership No.: 040740**  
**UDIN: 26040740XFQDJT9643**

Place: Mumbai  
Date: 13<sup>th</sup> May 2026

## ANNEXURE “A” TO THE INDEPENDENT AUDITOR’S REPORT

(Referred to in paragraph 1 under ‘Report on Other Legal and Regulatory Requirements’ section of our report of even date)

To the best of our information and according to the explanations provided to us by the Company and the books of account and records examined by us in the normal course of audit, we state that:

### (i) Property Plant and Equipment:

- a) (A) The Company has maintained proper records showing full particulars, including quantitative details and situation of Property, Plant and Equipment.
- (B) The Company has maintained proper records showing full particulars of intangible assets.
- b) The Company has a program of physical verification of Property, Plant, and Equipment, and other assets so as to cover all the items once in every three years which, in our opinion, is reasonable having regard to the size of the Company and the nature of its assets. Pursuant to the program, during the year, certain items of Property, Plant & Equipment have been physically verified by the Management. Discrepancies noticed, which were not material, have been appropriately dealt with in the books of account.
- c) As disclosed in note no. 42(9) of the Financial Statements and based on our examination of the registered sale deeds provided to us, we report that the title deeds of all the immovable properties, comprising of land and buildings, which are freehold, are held in the name of the Company as at the balance sheet date.
- d) As disclosed in note no. 42(8) of the Financial Statements, the Company has not revalued any of its property, plant, and equipment, intangible assets or both during the year.
- e) As disclosed in note no. 42(5) of the Financial Statements, the Company does not have any proceedings initiated or pending against it for holding any benami property under the Benami Transactions (Prohibition) Act, 1988 and rules made thereunder.

### (ii) Inventory:

- a) The inventory (except goods in transit) has been physically verified by the Management during and / or at the end of the year. In our opinion, the frequency of verification is reasonable. Considering the size of the Company and the nature of its operations, the

coverage and procedures are adequate. The discrepancies noticed on such verification, which in our opinion were not material, have been appropriately dealt with in the books of account.

- b) According to the information and explanations given to us and on the basis of our examination of the records of the Company, the Company has not been sanctioned working capital limits in excess of Rupees five crore, in aggregate, from banks or financial institutions on the basis of security of current assets during any point of time of the year. The quarterly returns / statements filed by the Company are broadly in agreement with the books of account and no material unreconciled discrepancies have been observed. Refer Note 17 of the Financial Statements.

### (iii) Loans, Investments etc:

- (a) As disclosed in note no. 42(7) of the Financial Statements, the Company has not granted any loans, made any investments, provided any guarantee or security to any other company, firm, limited liability partnership or any other entity during the year. Therefore, reporting under clauses (iii)(b) to (iii)(f) is not applicable.

### (iv) Section 185 and 186:

The Company has not granted any loans, made investments or provided guarantees or securities and hence reporting under clause (iv) of the Order is not applicable to the Company for the year under audit.

### (v) Public Deposits:

The Company has not accepted any deposits or amounts which are deemed to be deposits within the provisions of sections 73 to 76 or any other relevant provisions of the Companies Act, 2013 and the rules framed there under. Therefore, reporting under clause 3(v) of the Order is not applicable to the Company for the year under audit.

### (vi) Cost Records:

We have broadly reviewed the cost records maintained by the Company pursuant to the Companies (Cost Records and Audit) Rules, 2014, as amended and prescribed by the Central Government under sub-section (1) of Section 148 of the Act, and are of the opinion that, prima facie, the prescribed cost records have been made and

maintained by the Company. We have, however, not made a detailed examination of these accounts and records with a view to determining whether they are accurate or complete.

**(vii) Statutory Dues:**

In respect of statutory dues:

- a) In our opinion, the Company has been regular in depositing undisputed statutory dues, including Goods and Service tax, Provident Fund, Income Tax, Sales tax, Service Tax,
- b) The particulars of statutory dues that have not been deposited on account of any dispute are as under:

Duty of Custom, Duty of Excise, Value Added Tax, Cess and other material statutory dues applicable to it with the appropriate authorities. There were no undisputed amounts payable in respect of Goods and Service tax, Provident Fund, Income Tax, Sales tax, Service Tax, Duty of Custom, Duty of Excise, Value Added Tax, Cess and other material statutory dues to the extent applicable to the Company, in arrears as at March 31, 2026 for a period of more than six months from the date they became payable.

| Name of Statute             | Nature of Dues                  | Amount<br>(₹ In Lakhs)^ | Period to which<br>the Amount<br>Relates | Forum where<br>Dispute is<br>Pending |
|-----------------------------|---------------------------------|-------------------------|--|--------------------------------------|
| Central Sales Tax Act, 1956 | Sales Tax including interest    | 183.70                  | 2006-2007 to 2007-2008 and 2016-17       | Maharashtra Sales Tax Tribunal       |
| Customs Act, 1962           | Customs Duty including Interest | 1,208.81                | 2022-23                                  | Commissioner of Customs (NS-IV)      |
| Income Tax Act, 1961        | TDS                             | 12.65                   | 2018-19 & 2019-20                        | Commissioner of Income-tax (Appeals) |
| <b>Total</b>                |                                 | <b>1,405.16</b>         |  |                                      |

^ Net of ₹ 190.13 Lakhs paid under protest

**(viii) Undisclosed Income:**

As disclosed in note no. 42(4) of the Financial Statements, there are no transactions which are not recorded in the books of account which have been surrendered or disclosed as income during the year in the tax assessments under the Income Tax Act, 1961.

**(ix) Borrowings:**

- (a) The Company has not defaulted in repayment of loans or other borrowings or in the payment of interest thereon to any lender.
- (b) As disclosed in note no. 42(10) of the Financial Statements, the Company is not declared a wilful defaulter by any bank or financial institution or other lender.
- (c) The Company has not taken any term loan during the year and unutilized term loans at the beginning of the year were applied for the

purpose for which the loans were obtained.

- (d) The Company has not utilized funds raised on short-term basis for long-term purposes.
- (e) The Company does not have any subsidiary, associate or joint venture. Therefore, reporting under clauses 3(ix)(e) and 3(ix)(f) of the Order is not applicable to the Company for the year under audit.

**(x) Issue of Securities:**

- (a) The Company has not raised money by way of initial public offer or further public offer including debt instruments during the year. Hence, reporting under clause 3(x)(a) of the Order is not applicable to the Company for the year under audit.
- (b) During the year, the Company has made a rights issue of equity shares. In respect of the said issue, the Company has complied with the

requirements of Section 62 of the Companies Act, 2013. Further, the funds raised by way of issue of rights shares have been applied by the Company for the purposes for which the funds were raised. The Company has not made any preferential allotment or private placement of shares or fully, partly or optionally convertible debentures during the year and accordingly, reporting under this clause in respect of compliance with Section 42 of the Companies Act, 2013 is not applicable to the Company.

**(xi) Fraud:**

- (a) There are no instances of fraud by the Company or on the Company noticed or reported during the year.
- (b) No report under sub-section (12) of section 143 of the Companies Act has been filed by the auditors in Form ADT-4 as prescribed under rule 13 of Companies (Audit and Auditors) Rules, 2014 with the Central Government, during the year and up to the date of this report.
- (c) As represented to us by the management, there are no whistle blower complaints received by the Company during the year.

**(xii) Nidhi Company:**

The Company is not a Nidhi Company and hence reporting under paragraph 3(xii) of the Order is not applicable to the Company for the year under audit.

**(xiii) Related Parties:**

The Company is in compliance with Section 177 and 188 of the Companies Act, 2013 where applicable, for all transactions with the related parties and the details of related party transactions have been disclosed in the Financial Statements as required by the applicable Accounting Standards.

**(xiv) Internal Audit:**

- (a) In our opinion, the Company has an adequate internal audit system commensurate with the size and the nature of its business.
- (b) We have considered the internal audit reports issued to the Company during the year and covering the period up to December 2025 for the period under audit. We have considered the observations of the internal auditors of

the Company in their reports, in determining the nature, timing and extent of our audit procedures, for the year under audit.

**(xv) Non-Cash Transactions:**

The Company has not entered into any non-cash transactions with its directors or persons connected with him. Accordingly, reporting under clause 3(xv) of the Order is not applicable to the Company for the year under audit.

**(xvi) 45-IA:**

- a) The Company is not required to be registered under section 45-IA of the Reserve Bank of India Act, 1934. Hence, reporting under clause (xvi)(a), (b) and (c) of the Order is not applicable to the Company for the year under audit.
- b) In our opinion, there is no Core Investment Company (CIC) [as defined in Core Investment Companies (Reserve Bank) Directions, 2016] within the Group and accordingly reporting under clause (xvi)(d) of the Order is not applicable to the Company for the year under audit.

**(xvii) Cash Loss:**

The Company has not incurred cash losses during the financial year under audit and the immediately preceding financial year.

**(xviii) Resignation of Statutory Auditor:**

There has been no resignation of the statutory auditors during the year and accordingly, reporting under clause 3(xviii) of the Order is not applicable to the Company for the year under audit.

**(xix) Ability to pay Liabilities:**

On the basis of the financial ratios, ageing and expected dates of realization of financial assets and payment of financial liabilities, other information accompanying the financial statements and our knowledge of the Management and Board of Directors plans and based on our examination of the evidence supporting the assumptions, nothing has come to our attention, which causes us to believe that any material uncertainty exists as on the date of the audit report indicating that Company is not capable of meeting its liabilities existing at the date of balance sheet as and when they fall

due within a period of one year from the balance sheet date. We, however, state that this is not an assurance as to the future viability of the Company. We further state that our reporting is based on the facts up to the date of the audit report and we neither give any guarantee nor any assurance that all liabilities falling due within a period of one year from the balance sheet date, will get discharged by the Company as and when they fall due.

**(xx) CSR unspent amount:**

The Company has spent the requisite amount on eligible CSR activities and there is no unspent

amount as at the end of the year, whether related to on-going projects or otherwise.

**For CNK & Associates LLP  
Chartered Accountants  
Firm Registration Number: 101961W/W100036**

**Diwakar Sapre  
Partner**

Place: Mumbai

Date: 13<sup>th</sup> May 2026

**Membership No.: 040740  
UDIN: 26040740XFQDJT9643**

## ANNEXURE “B” TO THE INDEPENDENT AUDITOR’S REPORT

(Referred to in paragraph 2(f) under ‘Report on Other Legal and Regulatory Requirements’ section of our report of even date)

### **Report on the Internal Financial Controls with reference to the aforesaid Financial Statements under clause (i) of sub section 3 of section 143 of the Companies Act, 2013 (“the Act”)**

We have audited the internal financial controls with reference to Financial Statements of **Sunshield Chemicals Limited** (“the Company”) as of March 31, 2026, in conjunction with our audit of the Financial Statements of the Company for the year ended on that date.

### **Management’s Responsibility for Internal Financial Controls**

The Company’s management and Board of Directors are responsible for establishing and maintaining internal financial controls based on the internal financial controls with reference to Financial Statements criteria established by the Company considering the essential components of internal control stated in the Guidance Note on Audit of Internal Financial Controls Over Financial Reporting (the “Guidance Note”) issued by the Institute of Chartered Accountants of India (“ICAI”). These responsibilities include the design, implementation and maintenance of adequate internal financial controls that were operating effectively for ensuring the orderly and efficient conduct of its business, including adherence to company’s policies, the safeguarding of its assets, the prevention and detection of frauds and errors, the accuracy and completeness of the accounting records, and the timely preparation of reliable financial information, as required under the Companies Act, 2013.

### **Auditor’s Responsibility**

Our responsibility is to express an opinion on the Company’s internal financial controls with reference to the Financial Statements of the Company based on our audit. We conducted our audit in accordance with the Guidance Note and the Standards on Auditing prescribed under Section 143(10) of the Companies Act, 2013, to the extent applicable to an audit of internal financial controls. Those Standards and the Guidance Note require that we comply with ethical requirements and plan and perform the audit to obtain reasonable assurance about whether adequate internal financial controls over financial reporting were established and maintained and if such controls operated effectively in all material respects.

Our audit involves performing procedures to obtain audit evidence about the adequacy of the internal financial controls system over financial reporting and their operating effectiveness. Our audit of internal financial controls over financial reporting included obtaining an understanding of internal financial controls over financial reporting, assessing the risk that a material weakness exists, and testing and evaluating the design and operating effectiveness of internal control based on the assessed risk. The procedures selected depend on the auditor’s judgement, including the assessment of the risks of material misstatement of the Financial Statements, whether due to fraud or error.

We believe that the audit evidence we have obtained is sufficient and appropriate to provide a basis for our audit opinion on the Company’s internal financial controls system over financial reporting.

### **Meaning of Internal Financial Controls with reference to Financial Statements**

A company’s internal financial control with reference to Financial Statements is a process designed to provide reasonable assurance regarding the reliability of financial reporting and the preparation of Financial Statements for external purposes in accordance with generally accepted accounting principles. A company’s internal financial control over financial reporting includes those policies and procedures that (1) pertain to the maintenance of records that, in reasonable detail, accurately and fairly reflect the transactions and dispositions of the assets of the company; (2) provide reasonable assurance that transactions are recorded as necessary to permit preparation of Financial Statements in accordance with generally accepted accounting principles, and that receipts and expenditures of the company are being made only in accordance with authorisations of management and directors of the company; and (3) provide reasonable assurance regarding prevention or timely detection of unauthorised acquisition, use, or disposition of the company’s assets that could have a material effect on the Financial Statements.

### **Inherent Limitations of Internal Financial Controls with reference to Financial Statements**

Because of the inherent limitations of internal financial controls with reference to Financial Statements, including the possibility of collusion or improper management

override of controls, material misstatements due to error or fraud may occur and not be detected. Also, projections of any evaluation of the internal financial controls with reference to Financial Statements to future periods are subject to the risk that the internal financial control with reference to Financial Statements may become inadequate because of changes in conditions, or that the degree of compliance with the policies or procedures may deteriorate.

### **Opinion**

In our opinion, to the best of our information and according to the explanations given to us, the Company has, in all material respects, an adequate internal financial controls system with reference to Financial Statements and such internal financial controls with

reference to Financial Statements were operating effectively as at March 31, 2026, based on the criteria for internal financial control with reference to Financial Statements established by the Company considering the essential components of internal control stated in the Guidance Note issued by the Institute of Chartered Accountants of India.

**For CNK & Associates LLP  
Chartered Accountants**

**Firm Registration Number: 101961W/W100036**

**Diwakar Sapre  
Partner**

Place: Mumbai

Date: 13<sup>th</sup> May 2026

**Membership No.: 040740**

**UDIN: 26040740XFQDJT9643**

## Balance Sheet as at March 31, 2026

(Currency: Indian Rupees in Lakhs)

| Particulars  | Notes | As at            |                  |
|--|-------|------------------|------------------|
|  |       | March 31, 2026   | March 31, 2025   |
| <b>I ASSETS</b>  |       |                  |                  |
| <b>1 Non current assets</b>  |       |                  |                  |
| (a) Property, plant and equipment  | 5     | 15,677.10        | 12,886.67        |
| (b) Capital work-in-progress   | 6     | 579.15           | 3,459.10         |
| (c) Intangible assets  | 7     | 12.26            | 16.62            |
| (d) Financial assets   |       |                  |                  |
| Other financial assets   | 8(a)  | 0.62             | 0.62             |
| (e) Income tax assets (net)  | 9     | -                | 42.37            |
| (f) Other non-current assets   | 10(a) | 275.66           | 334.78           |
| <b>Total non-current assets</b>  |       | <b>16,544.79</b> | <b>16,740.16</b> |
| <b>2 Current assets</b>  |       |                  |                  |
| (a) Inventories  | 11    | 5,184.66         | 5,701.19         |
| (b) Financial assets   |       |                  |                  |
| Trade receivables  | 12    | 7,088.93         | 6,408.73         |
| Cash and cash equivalents  | 13    | 1,322.65         | 280.35           |
| Bank balance other than cash and cash equivalents                                | 14    | 90.58            | 91.95            |
| Other financial assets   | 8(b)  | 4.90             | 3.70             |
| (c) Other current assets   | 10(b) | 264.21           | 1,213.06         |
| <b>Total current assets</b>  |       | <b>13,955.93</b> | <b>13,698.98</b> |
| <b>TOTAL ASSETS</b>  |       | <b>30,500.72</b> | <b>30,439.14</b> |
| <b>II EQUITY AND LIABILITIES</b>   |       |                  |                  |
| <b>1 Equity</b>  |       |                  |                  |
| (a) Equity share capital   | 15    | 879.48           | 735.31           |
| (b) Other equity   | 16    | 24,339.31        | 8,833.55         |
| <b>Total Equity</b>  |       | <b>25,218.79</b> | <b>9,568.86</b>  |
| <b>Liabilities</b>   |       |                  |                  |
| <b>2 Non-current liabilities</b>   |       |                  |                  |
| (a) Financial liabilities  |       |                  |                  |
| Borrowings   | 17(a) | -                | 1,952.89         |
| (b) Provisions   | 18(a) | 334.65           | 295.90           |
| (c) Deferred tax liabilities (net)   | 19(a) | 924.66           | 826.09           |
| <b>Total non-current liabilities</b>   |       | <b>1,259.31</b>  | <b>3,074.88</b>  |
| <b>3 Current liabilities</b>   |       |                  |                  |
| (a) Financial liabilities  |       |                  |                  |
| Borrowings   | 17(b) | -                | 8,084.90         |
| Trade payables   | 20    |                  |                  |
| Outstanding dues of micro enterprises and small enterprises                      |       | 195.26           | 160.72           |
| Outstanding dues of creditors other than micro enterprises and small enterprises |       | 3,477.83         | 5,817.07         |
| Other financial liabilities  | 21    | 78.69            | 1,159.12         |
| (b) Other current liabilities  | 22    | 146.82           | 2,550.62         |
| (c) Provisions   | 18(b) | 30.34            | 22.97            |
| (d) Current tax liabilities (net)  | 19(b) | 93.68            | -                |
| <b>Total current liabilities</b>   |       | <b>4,022.62</b>  | <b>17,795.40</b> |
| <b>Total liabilities</b>   |       | <b>5,281.93</b>  | <b>20,870.28</b> |
| <b>TOTAL EQUITY AND LIABILITIES</b>  |       | <b>30,500.72</b> | <b>30,439.14</b> |
| Material accounting policies information   | 2     |                  |                  |

The above balance sheet should be read in conjunction with the accompanying notes.

In terms of our report attached

 For **C N K & Associates LLP**

Chartered Accountants

Firm Registration no.:101961 W/W 100036

For and on behalf of the Board of Directors

**Sunshield Chemicals Limited**
**Diwakar Sapre**

Partner

Membership No.: 040740

**Jeet Malhotra**

Managing Director &amp; CEO

DIN: 07208234

**Dr. Maya Parihar Malhotra**

Director

DIN: 00302976

**Ashish Agarwal**

Chief Financial Officer

**Amit Kumashi**

Company Secretary

ACS: 21954

Place: Mumbai

Date: May 13, 2026

Place: Mumbai

Date: May 13, 2026

## Statement of Profit and Loss for the year ended March 31, 2026

(Currency: Indian Rupees in Lakhs)

| Particulars  | Notes | For the year ended<br>March 31, 2026 | For the year ended<br>March 31, 2025 |
|--|-------|--------------------------------------|--------------------------------------|
| <b>Income</b>  |       |                                      |                                      |
| I Revenue from operations  | 23    | 44,091.29                            | 36,579.48                            |
| II Other income  | 24    | 306.94                               | 314.50                               |
| III <b>Total income (I+II)</b>                                   |       | <b>44,398.23</b>                     | <b>36,893.98</b>                     |
| <b>IV Expenses</b>   |       |                                      |                                      |
| Cost of materials consumed                                       | 25    | 31,651.71                            | 26,593.93                            |
| Purchases of stock-in-trade                                      | 25    | 1,603.68                             | 786.76                               |
| Changes in inventories of work-in progress and finished goods    | 26    | (709.41)                             | (317.36)                             |
| Employee benefits expense  | 27    | 1,966.59                             | 1,907.94                             |
| Finance costs  | 28    | 503.46                               | 910.48                               |
| Depreciation and amortisation expense                            | 29    | 1,071.32                             | 976.73                               |
| Other expenses   | 30    | 4,354.74                             | 4,230.68                             |
| <b>Total expenses (IV)</b>                                       |       | <b>40,442.09</b>                     | <b>35,089.16</b>                     |
| V <b>Profit before tax (III - IV)</b>                            |       | <b>3,956.14</b>                      | <b>1,804.82</b>                      |
| <b>VI Income Tax expense</b>                                     |       |                                      |                                      |
| Current tax  |       | 908.50                               | 394.67                               |
| Deferred tax   |       | 91.22                                | (55.34)                              |
| Prior year tax adjustment  |       | (4.04)                               | 7.08                                 |
| <b>Total tax expense (VI)</b>                                    |       | <b>995.68</b>                        | <b>346.41</b>                        |
| VII <b>Profit for the year (V - VI)</b>                          |       | <b>2,960.46</b>                      | <b>1,458.41</b>                      |
| <b>VIII Other comprehensive income</b>                           |       |                                      |                                      |
| <b>Items that will not be reclassified to profit or loss</b>     |       |                                      |                                      |
| Remeasurements of post employment benefit obligations            |       | 29.21                                | (27.17)                              |
| Income tax relating to this item                                 |       | (7.35)                               | 6.84                                 |
| <b>Total other comprehensive income for the year, net of tax</b> |       | <b>21.86</b>                         | <b>(20.33)</b>                       |
| IX <b>Total comprehensive income for the year (VII + VIII)</b>   |       | <b>2,982.32</b>                      | <b>1,438.08</b>                      |
| <b>X Earnings per equity share (face value of ₹ 10/- each)</b>   |       |                                      |                                      |
| Basic earnings per share (in Rupees)                             | 37    | 37.15                                | 19.61                                |
| Diluted earnings per share (in Rupees)                           |       | 37.15                                | 19.61                                |
| Material accounting policies information                         | 2     |                                      |                                      |

The above statement of profit and loss should be read in conjunction with the accompanying notes

In terms of our report attached

For **C N K & Associates LLP**  
Chartered Accountants  
Firm Registration no.:101961 W/W 100036

For and on behalf of the Board of Directors  
**Sunshield Chemicals Limited**

**Diwakar Sapre**  
Partner  
Membership No.: 040740

**Jeet Malhotra**  
Managing Director & CEO  
DIN: 07208234

**Dr. Maya Parihar Malhotra**  
Director  
DIN: 00302976

**Ashish Agarwal**  
Chief Financial Officer

**Amit Kumashi**  
Company Secretary  
ACS: 21954

**Place:** Mumbai  
**Date:** May 13, 2026

**Place:** Mumbai  
**Date:** May 13, 2026

## Statement of cash flows for the year ended March 31, 2026

(Currency: Indian Rupees in Lakhs)

| Particulars  | For the year ended<br>March 31, 2026 | For the year ended<br>March 31, 2025 |
|--|--------------------------------------|--------------------------------------|
| <b>(A) Cash flow from operating activities</b>                             |                                      |                                      |
| Profit before tax and after exceptional item                               | <u>3,956.14</u>                      | <u>1,804.82</u>                      |
| <b>Adjustments for:</b>  |                                      |                                      |
| Depreciation and amortisation expense                                      | 1,071.32                             | 976.73                               |
| Loss on disposal of property, plant and equipment (net)                    | 10.12                                | 19.58                                |
| Finance cost   | 503.46                               | 910.48                               |
| Provision for doubtful trade receivables                                   | 1.05                                 | 6.47                                 |
| Unrealised net exchange differences  | 35.56                                | (17.82)                              |
| <b>Operating profit before changes in operating assets and liabilities</b> | <u>5,577.65</u>                      | <u>3,700.26</u>                      |
| <b>Changes in operating assets and liabilities</b>                         |                                      |                                      |
| Trade receivables  | (665.29)                             | (1,623.40)                           |
| Inventories  | 516.53                               | (1,373.54)                           |
| Other assets   | 975.71                               | 169.00                               |
| Trade payables   | (2,356.22)                           | 1,929.33                             |
| Other liabilities  | (2,401.87)                           | 2,369.83                             |
| Provisions   | 75.33                                | 82.69                                |
| <b>Cash flow from operations</b>   | <u>1,721.84</u>                      | <u>5,254.18</u>                      |
| Income taxes paid  | (768.41)                             | (456.05)                             |
| <b>Net cash from operating activities (A)</b>                              | <u>953.43</u>                        | <u>4,798.13</u>                      |
| <b>(B) Cash flow used in investing activities</b>                          |                                      |                                      |
| Payments for property, plant and equipment, capital work-in-progress       | (2,008.18)                           | (4,983.60)                           |
| Proceeds from disposal of property, plant and equipment                    | -                                    | -                                    |
| Investment in fixed deposits with banks (under lien)                       | 1.37                                 | (31.52)                              |
| <b>Net cash used in investing activities (B)</b>                           | <u>(2,006.81)</u>                    | <u>(5,015.12)</u>                    |
| <b>(C) Cash flow used in financing activities</b>                          |                                      |                                      |
| Borrowing taken  | -                                    | 2,290.00                             |
| Repayment of borrowings  | (8,773.22)                           | (1,137.07)                           |
| Interest paid  | (536.45)                             | (907.10)                             |
| Dividend paid  | (181.53)                             | (86.02)                              |
| Net proceeds from issue of equity shares                                   | 12,851.45                            | -                                    |
| <b>Net cash flows used in financing activities (C)</b>                     | <u>3,360.25</u>                      | <u>159.81</u>                        |
| <b>Net Increase/ (Decrease) in cash and cash equivalents (A)+(B)+(C)</b>   | <u>2,306.87</u>                      | <u>(57.18)</u>                       |
| Cash and cash equivalents at the beginning of the year                     | (984.22)                             | (927.04)                             |
| <b>Cash and cash equivalents at the end of the year</b>                    | <u>1,322.65</u>                      | <u>(984.22)</u>                      |
| <b>Reconciliation of cash and cash equivalents with the balance Sheet</b>  |                                      |                                      |
| Cash and bank balances as per balance sheet (refer note 13)                | 1,322.65                             | 280.35                               |
| Bank overdrafts (refer note 17(b))   | -                                    | (1,264.57)                           |
| <b>Cash and cash equivalents as per statement of cash flows</b>            | <u>1,322.65</u>                      | <u>(984.22)</u>                      |
| Material accounting policies information - Note 2                          |                                      |                                      |

The above statement of cash flows should be read in conjunction with the accompanying notes.

In terms of our report attached

For **C N K & Associates LLP**

Chartered Accountants

Firm Registration no.:101961 W/W 100036

For and on behalf of the Board of Directors

**Sunshield Chemicals Limited**

**Diwakar Sapre**

Partner

Membership No.: 040740

**Jeet Malhotra**

Managing Director & CEO

DIN: 07208234

**Dr. Maya Parihar Malhotra**

Director

DIN: 00302976

**Ashish Agarwal**

Chief Financial Officer

**Amit Kumashi**

Company Secretary

ACS: 21954

Place: Mumbai

Date: May 13, 2026

Place: Mumbai

Date: May 13, 2026

## Statement of Changes in Equity for the year ended March 31, 2026

(Currency: Indian Rupees in Lakhs)

## (a) Equity share capital :

|                      | Notes | Balance at the beginning of the year | Change in equity share capital during the year | Balance as at the end of the year |
|----------------------|-------|--------------------------------------|--|-----------------------------------|
| As at March 31, 2026 | 15    | 735.31                               | 144.17   | 879.48                            |
| As at March 31, 2025 |       | 735.31                               | -  | 735.31                            |

## (b) Other equity :

| Particulars   | Notes | Reserves & Surplus |                    |                   | Total            |
|---|-------|--------------------|--------------------|-------------------|------------------|
|   |       | Capital reserve    | Securities premium | Retained earnings |                  |
| As at April 01, 2024  |       | 453.56             | 883.10             | 6,147.05          | 7,483.71         |
| Profit for the year   |       | -                  | -                  | 1,458.41          | 1,458.41         |
| Other comprehensive Income for the year (net of income tax) |       | -                  | -                  | (20.33)           | (20.33)          |
| Dividends paid on equity shares                             |       | -                  | -                  | (88.24)           | (88.24)          |
| Interim dividend paid on equity shares                      |       | -                  | -                  | -                 | -                |
| <b>Total comprehensive income for the year</b>              |       | -                  | -                  | <b>1,349.84</b>   | <b>1,349.84</b>  |
| As at March 31, 2025  | 16    | 453.56             | 883.10             | 7,496.89          | 8,833.55         |
| Profit for the year   |       | -                  | -                  | 2,960.46          | 2,960.46         |
| Other comprehensive income for the year (net of income tax) |       | -                  | -                  | 21.86             | 21.86            |
| Dividends paid on equity shares                             |       | -                  | -                  | (183.83)          | (183.83)         |
| Net proceeds from issue of equity shares                    |       |                    | 12,707.27          | -                 | 12,707.27        |
| <b>Total comprehensive income for the year</b>              |       | -                  | <b>12,707.27</b>   | <b>2,798.49</b>   | <b>15,505.76</b> |
| As at March 31, 2026  |       | 453.56             | 13,590.37          | 10,295.38         | 24,339.31        |
| Material accounting policies information                    | 2     |                    |                    |                   |                  |

The above statement of change in equity should be read in conjunction with the accompanying notes

In terms of our report attached

For **C N K & Associates LLP**

Chartered Accountants

Firm Registration no.:101961 W/W 100036

**Diwakar Sapre**

Partner

Membership No.: 040740

For and on behalf of the Board of Directors

**Sunshield Chemicals Limited**

**Jeet Malhotra**

Managing Director & CEO

DIN: 07208234

**Ashish Agarwal**

Chief Financial Officer

**Dr. Maya Parihar Malhotra**

Director

DIN: 00302976

**Amit Kumashi**

Company Secretary

ACS: 21954

Place: Mumbai

Date: May 13, 2026

Place: Mumbai

Date: May 13, 2026

## Notes forming part of the financial statements for the year ended 31 March 2026

(Currency: Indian Rupees in Lakhs)

### 1. COMPANY BACKGROUND

Sunshield Chemicals Limited ('the Company') is a Public Limited Company and was incorporated in India on 19 November 1986 under the Companies Act, 1956 and has its registered office 1501-A, Universal Majestic, P.L. Lokhande Marg, Opp. RBK International School, Chembur West Mumbai Maharashtra. The Company is engaged in manufacture and sale of Speciality Chemicals in the domestic and international markets.

The Financials Statements were approved for issue by the Company's Board of Directors on May 13, 2026.

### 1A. BASIS OF PREPARATION:

#### (a) Statement of Compliance

The Financial Statements have been prepared in accordance with Indian Accounting Standards as per the Companies (Indian Accounting Standards) Rules, 2015 as amended and notified under section 133 of the Companies Act, 2013 (the 'Act').

The Financial Statements are presented in Indian Rupees, and all values are rounded off to the nearest lakhs, except where otherwise indicated.

#### (b) Basis of preparation of Financial Statements

The Financial Statements have been prepared on the historical cost basis, except for certain financial instruments that are measured at fair values at the end of each reporting period, as explained in the accounting policies below.

Historical cost is generally based on the fair value of the consideration at the date of the transaction, in exchange for goods and services.

Fair value is the price that would be received to sell an asset or paid to transfer a liability in an orderly transaction between market participants at the measurement date, regardless of whether that price is directly observable or estimated using another valuation technique. In estimating the fair value of an asset or a liability, the Company takes into account the characteristics of the asset or liability if market participants would take those characteristics into account when pricing the asset or liability at the measurement date.

In addition, for financial reporting purposes, fair value measurements are categorised into Level 1, 2, or 3 based on the degree to which the inputs to the fair value measurements are observable and the significance of the inputs to the fair value measurement in its entirety, which are described as follows:

- Level 1 inputs are quoted prices (unadjusted) in active markets for identical assets or liabilities that the entity can access at the measurement date.
- Level 2 inputs are inputs, other than quoted prices included within Level 1, that are observable for the asset or liability, either directly or indirectly; and
- Level 3 inputs are not based on observable data i.e. based on unobservable inputs.

### 2. Material Accounting Policy Information:

#### 2.1 Revenue recognition

Revenue is recognized upon transfer of control of promised products or services to customers in an amount that reflects the consideration expected to be received in exchange for those products or services.

#### (a) Sale of products

Revenue from contract with customers is recognised when the Company satisfies performance obligation by transferring promised goods and services to the customer. The revenue is measured based on transaction price, which is the fair value of the consideration received or receivable and is net of discounts, allowances, returns, goods and services tax.

## Notes forming part of the financial statements for the year ended 31 March 2026

(Currency: Indian Rupees in Lakhs)

### (b) Sale of Services

Revenue from services is recognised on rendering of services as per the terms and conditions agreed with the customers.

### (c) Export Incentives

Income from export Incentives such as duty drawback, advance licenses, RoDTEP are recognized on an accrual basis.

## 2.2 Interest income

Interest income is accrued on a time basis, by reference to the principal outstanding and at the effective interest rate applicable.

## 2.3 Business Auxillary Services:

Business Auxillary services are recognised as and when the service is rendered.

## 2.4 Foreign currency transactions and translations

The functional currency of the Company is the Indian Rupee. The treatment of foreign currency transactions is as under:

### a) Initial recognition

Transactions in foreign currencies entered into by the Company are accounted at the exchange rates prevailing on the date of the transaction or using rates that closely approximate the rate at the date of the transaction.

### b) Measurement at the balance sheet date

At the end of each reporting period, monetary items denominated in foreign currencies are restated at the rates prevailing at that date. Non-monetary items are measured at fair value based on exchange rate prevailing when the fair value is determined.

### c) Treatment of exchange differences

Exchange differences in relation to monetary items arising at the time of settlement or translation are recognised in profit or loss in the period in which they arise.

## 2.5 Taxation

Income-tax expense comprises current tax (i.e. amount of tax for the period determined in accordance with income tax laws) and deferred tax charge or credit (reflecting the tax effect of timing differences between accounting income and taxable income for the year).

### Current Tax

The tax currently payable is based on taxable profit for the year. The Company's current tax is calculated using applicable tax rates that have been enacted or substantively enacted by the end of the reporting period and the provisions of the Income Tax Act, 1961 and other tax laws, as applicable.

### Deferred Tax

Deferred tax is recognised on temporary differences between the carrying amounts of assets and liabilities in the financial statements and the corresponding tax bases used in the computation of taxable profit. Deferred tax liabilities are recognised for all taxable temporary differences. Deferred tax assets are recognised for all deductible temporary differences to the extent that it is probable that taxable profits will be available against which those deductible temporary differences can be utilised. Such deferred tax assets and liabilities are not recognised if

## Notes forming part of the financial statements for the year ended 31 March 2026

(Currency: Indian Rupees in Lakhs)

the temporary difference arises from the initial recognition (other than in a business combination) of assets and liabilities in a transaction that affects neither the taxable profit nor the accounting profit. In addition, deferred tax liabilities are not recognised if the temporary difference arises from the initial recognition of goodwill.

The carrying amount of deferred tax assets is reviewed at the end of each reporting period and reduced to the extent that it is no longer probable that sufficient taxable profits will be available to allow all or part of the asset to be recovered.

Minimum Alternate Tax (MAT) paid in accordance with the tax laws, which gives future economic benefits in the form of adjustment to future income tax liability, is considered as a deferred tax asset if there is convincing evidence that the Company will pay normal income tax in future. Accordingly, MAT is recognised as an asset in the Balance Sheet when it is probable that future economic benefit associated with it will flow to the Company.

Deferred tax assets and liabilities are measured at the tax rates that are expected to apply in the period in which the liability is settled or the asset realised, based on tax rates (and tax laws) that have been enacted or substantively enacted by the end of the reporting period.

Deferred tax assets and deferred tax liabilities are offset if a legally enforceable right exists to set off current tax assets against current tax liabilities and the deferred taxes relate to the same taxable entity and the same taxation authority.

### Current and Deferred Tax for the year

Current and deferred tax are recognised in the Statement of Profit and Loss, except when they relate to items that are recognised in Other Comprehensive Income or directly in equity, in which case, the related current and deferred tax are also recognised in Other Comprehensive Income or directly in equity respectively.

## 2.6 Property, Plant and Equipment

Property, plant and equipment are carried at cost less accumulated depreciation and impairment losses, if any. The cost of property, plant and equipment comprises its purchase price net of any trade discounts and rebates, any import duties and other taxes (other than those subsequently recoverable from the tax authorities), any directly attributable expenditure on making the asset ready for its intended use and interest on borrowings attributable to acquisition of qualifying property, plant and equipment up to the date the asset is ready for its intended use.

Machinery spares which can be used only in connection with an item of property, plant and equipment and whose use is expected to be irregular are capitalised and depreciated over the useful life of the principal item of the relevant assets. Subsequent expenditure on property, plant and equipment after its purchase / completion is capitalised only if such expenditure results in an increase in the future benefits from such asset beyond its previously assessed standard of performance.

Depreciable amount for assets is the cost of an asset, or other amount substituted for cost, less its estimated residual value. Freehold land is not depreciated. Depreciation on property, plant and equipment has been provided on the straight-line method (SLM) in accordance with the useful lives specified in Part – C of Schedule II of the Companies Act, 2013 on a pro-rata basis except in the case of certain items of Plant & Machinery over their useful lives ranging from 7 years to 18 years as estimated by the company.

The estimated useful lives, residual values and depreciation method are reviewed at the end of each reporting period, with the effect of any changes in estimate accounted for on a prospective basis.

An item of property, plant and equipment is derecognised upon disposal or when no future economic benefits are expected to arise from the continued use of the asset. Any gain or loss arising on the disposal of an item of property, plant and equipment is determined as the difference between the sales proceeds and the carrying amount of the asset and is recognised in the Statement of Profit and Loss.

## Notes forming part of the financial statements for the year ended 31 March 2026

(Currency: Indian Rupees in Lakhs)

### Capital work-in-progress:

Projects under which tangible property, plant and equipment are not yet ready for their intended use are carried at cost, comprising direct cost, expenditure during construction period directly related to the projects and attributable interest, if applicable as Capital work-in-progress.

### 2.7 Intangible Assets

Intangible assets which are acquired by the Company and have finite useful lives are measured at cost less accumulated amortisation and any accumulated impairment losses. Amortisation is calculated to write off the cost of intangible assets less their estimated residual values using the straight-line method over their estimated useful lives and is generally recognised in profit or loss.

### 2.8 Impairment of non-financial assets

Assets that are subject to depreciation or amortisation are tested at each balance sheet date for impairment whenever events or changes in circumstances indicate that the carrying amount may not be recoverable. An impairment loss is recognised for the amount by which the assets or the cash generating unit's (CGU) carrying amount exceeds its recoverable amount and is recognised in the Statement of Profit and Loss. The recoverable amount is the higher of an asset's fair value less costs of disposal and value in use. In assessing the value in use, the estimated future cash flows are discounted to their present value using a pre-tax discount rate that reflects the current market assessment of the time value of money and the risk specific to the asset for which the estimates of the future cash flows have not been adjusted.

When an impairment loss subsequently reverses, the carrying amount of the asset or the CGU is increased to the revised estimate of its recoverable amount, but so that the increased carrying amount does not exceed the carrying amount that would have been determined had no impairment loss been recognised for the asset or CGU in prior years. A reversal of an impairment loss is recognised immediately in the Statement of Profit and Loss.

### 2.9 Inventories

Inventories are measured at the lower of cost (arrived at on Moving average basis) and net realisable value after providing for obsolescence and other losses, where considered necessary. Net realisable value represents the estimated selling price for inventories less all estimated costs of completion and costs necessary to make the sale. Cost of inventories comprises of all costs of purchase and other costs incurred in bringing the inventories to their present location and condition. Net realisable value is the estimated selling price in the ordinary course of business less the estimated costs necessary to make the sale.

### 2.10 Provisions, contingent liabilities, and contingent assets

#### Provisions

Provisions are recognised when the Company has a present obligation (legal or constructive) as a result of a past event, it is probable that the Company will be required to settle the obligation, and a reliable estimate can be made of the amount of the obligation. The amount recognised as a provision is the best estimate of the consideration required to settle the present obligation at the end of the reporting period, taking into account the risks and uncertainties surrounding the obligation. When a provision is measured using the cash flows estimated to settle the present obligation, its' carrying amount is the present value of those cash flows (when the effect of the time value of money is material).

#### Contingent liabilities

Contingent liabilities are disclosed unless the possibility of outflow of resources is remote, when there is:

- A possible obligation arising from past events, the existence of which will be confirmed only by the occurrence or non-occurrence of one or more uncertain future events not wholly within the control of the Company or

## Notes forming part of the financial statements for the year ended 31 March 2026

(Currency: Indian Rupees in Lakhs)

- A present obligation that arises from past events where it is either not probable that an outflow of resources will be required to settle the obligation or reliable estimate of the amount cannot be made.

### Contingent assets

A contingent asset is neither recognised nor disclosed in the financial statements.

## 2.11 Financial Instruments

### a) Initial Recognition and Measurement

Financial assets and financial liabilities are recognised when the Company becomes a party to the contractual provisions of the instruments. At initial recognition, financial assets (other than trade receivables) and financial liabilities are measured at fair value. Transaction costs that are directly attributable to the acquisition or issue of financial assets and financial liabilities (other than financial assets and financial liabilities at fair value through profit or loss ("FVTPL")) are added to or deducted from the value of the financial assets or financial liabilities, as appropriate, on initial recognition. Transaction costs directly attributable to the acquisition of financial assets or financial liabilities at Fair Value through Profit or Loss are recognised in the Statement of Profit and Loss.

#### i) Financial assets

All financial assets are initially measured at fair value, plus in the case of financial assets not recorded at fair value through profit or loss (FVTPL), transaction costs that are attributable to the acquisition of financial assets. Trade receivables that do not contain a significant financing component are measured at transaction price.

After initial recognition all financial assets (other than derivative instruments) meeting the relevant criteria, are subsequently measured at amortised cost using the effective interest method. The Company has not designated any financial asset as FVTPL or Fair Value through Other Comprehensive Income ("FVTOCI").

Debt instruments that meet conditions based on purpose of holding assets and contractual terms of instrument are subsequently measured at amortised cost using effective interest method. All other financial assets are measured at fair value. Income is recognised on an effective interest basis for debt instruments other than those financial assets classified as Fair Value Through Profit or Loss. Interest income is recognised in the statement of profit or loss and is included in the "Other income" line item.

#### Impairment of Financial Assets

The Company applies the expected credit loss model for recognising impairment loss on financial assets measured at amortised cost, trade receivables and other contractual rights to receive cash or another financial asset.

For trade receivables and any contractual right to receive cash or another financial asset that result from transactions that are within the scope of Ind AS 115, the Company always measures the loss allowance at an amount equal to lifetime expected credit losses. Further, for the purpose of measuring lifetime expected credit loss allowance for trade receivables, the Company has used a practical expedient as permitted under Ind AS 109. The expected credit loss allowance has been made taking into the account historical credit loss experience and adjusted for forward looking information.

#### ii) Financial Liabilities and equity instruments

##### Classification of debt or equity

Debt or equity instruments issued by the Company are classified as either financial liabilities or as equity in accordance with the substance of the contractual arrangements and the definitions of financial liability and equity instrument.

## Notes forming part of the financial statements for the year ended 31 March 2026

(Currency: Indian Rupees in Lakhs)

### Equity Instruments

An equity instrument is any contract that evidences a residual interest in the assets of an entity after deducting all of its liabilities. Equity instruments issued by the Company are recognised at the proceeds received, net of direct issue costs.

### Financial Liabilities

All financial liabilities (other than derivative financial instruments) are measured at amortised cost using effective interest method at the end of the reporting period.

### b) Derecognition of Financial Assets and Liabilities

The Company derecognises a financial asset when the contractual rights to the cash flows from the financial asset expire or when the Company transfers the contractual rights to receive the cash flows of the financial asset in which substantially all the risks and rewards of ownership of the financial asset are transferred or in which the Company neither transfers nor retains substantially all the risks and rewards of ownership of the financial asset and does not retain control of the financial asset. The Company derecognises a financial liability (or a part of financial liability) when the contractual obligation is discharged, cancelled or expires.

### Derivative Financial Instruments

Whenever Company holds derivative financial instruments such as foreign exchange forward contracts and principal swap to manage its exposure to foreign currency exchange rate risks. Derivatives are initially recognised at fair value at the date the contracts are entered into. Subsequent to initial recognition, these contracts are remeasured at fair value at the end of each reporting period and changes are recognised in the Statement of Profit and Loss.

### Fair value measurement

'Fair value' is the price that would be received to sell an asset or paid to transfer a liability in an orderly transaction between market participants at the measurement date in the principal or, in its absence, the most advantageous market to which the Company has access at that date. The fair value of a liability reflects its non-performance risk. The Company's accounting policies and disclosures, in a few cases, require the measurement of fair values, for both financial and non-financial assets and liabilities. Wherever available, the Company measures the fair value of an instrument using the quoted price in an active market for that instrument. A market is regarded as active if transactions for the asset or liability take place with sufficient frequency and volume to provide pricing information on an ongoing basis. If there is no quoted price in an active market, then the Company uses valuation techniques that maximise the use of relevant observable inputs and minimise the use of unobservable inputs. The chosen valuation technique incorporates all of the factors that market participants would take into account in pricing a transaction.

### 2.12 Cash flow statement

The Cash Flow Statement is prepared by the indirect method set out in Ind AS 7 on Cash Flow Statements and presents the cash flows by operating, investing and financing activities of the Company.

For the purpose of the statement of cash flows, cash and cash equivalents consist of cash and short-term deposits with an original maturity of three months or less, which are subject to an insignificant risk of changes in value, net of outstanding bank overdrafts as they are considered an integral part of the Company's cash management.

### 2.13 Segment reporting

The Company identifies primary segments based on the dominant source, nature of risks and returns and the internal organisation and management structure. The operating segments are the segments for which separate financial information is available and for which operating profit / loss amounts are evaluated regularly by the

## Notes forming part of the financial statements for the year ended 31 March 2026

(Currency: Indian Rupees in Lakhs)

Chief Operating Decision Maker (CODM) in deciding how to allocate resources and in assessing performance. The Company identifies secondary segment on the basis of geographical location of the customers.

### 2.14 Employee benefits

Compensation to employees for services rendered is measured and accounted for in accordance with Ind AS 19 on Employee Benefits.

Employee Benefits such as salaries, allowances, non-monetary benefits and employee benefits under defined contribution plans such as provident and other funds, which fall due for payment within a period of twelve months after rendering service, are charged as expense to profit or loss in the period in which the service is rendered.

Employee Benefits under defined benefit plans such as gratuity which fall due for payment after completion of employment are measured by the projected unit credit method, on the basis of actuarial valuations carried out by third party actuaries at each balance sheet date. The Company's obligation recognised in the balance sheet represents the present value of obligations as reduced by the fair value of plan assets.

Defined benefit costs are categorized as follows:

Service cost (including current service cost, past service cost, as well as gains and losses on curtailments and settlements);

Net interest expense or income; and

Remeasurement

The Company presents the first two components of defined benefit costs in the Statement of Profit and Loss in the line item 'Employee benefits expense'.

Actuarial Gains and losses, the effect of the changes to the asset ceiling (if applicable) and the return on plan assets (excluding net interest) are recognised immediately in other comprehensive income. Remeasurement recognised in other comprehensive income is reflected immediately in retained earnings and is not reclassified to profit or loss. Past service cost is recognised in profit or loss in the period of a plan amendment. Net interest is calculated by applying the discount rate at the beginning of the period to the net defined benefit liability or asset.

The retirement benefit obligation recognised in the balance sheet represents the deficit or surplus in the Company's defined benefit plans.

### 2.15 Borrowing costs

Borrowing costs directly attributable to the acquisition or construction of qualifying assets, which are assets that necessarily take a substantial period of time to get ready for their intended use or sale, are added to the cost of those assets, until such time as the assets are substantially ready for their intended use or sale. All other borrowing costs are recognised in profit or loss in the period in which they are incurred.

### 2.16 Earnings per share

The Company reports basic and diluted Earnings Per Share (EPS) in accordance with Ind AS 33 on Earnings Per Share. Basic EPS is computed by dividing the net profit or loss for the year attributable to equity shareholders by the weighted average number of equity shares outstanding during the year.

Diluted EPS is computed by dividing the net profit or loss for the year attributable to equity shareholders by the weighted average number of equity shares outstanding during the year as adjusted for the effects of all dilutive potential equity shares, except where the results are anti-dilutive.

## Notes forming part of the financial statements for the year ended 31 March 2026

(Currency: Indian Rupees in Lakhs)

### 3 Recent Indian Accounting Standards (Ind AS)

Ministry of Corporate Affairs (“MCA”) notifies new amendments to the existing standards under Companies (Indian Accounting Standards) Rules as issued from time to time. For the year ended March 31, 2026, MCA has notified amendments to Ind AS 21 - The Effects of Changes in Foreign Exchange Rates, Ind AS 1 - Presentation of Financial Statements, Ind AS 7 - Statement of Cash Flows, Ind AS 107 - Financial Instruments: Disclosures and Ind AS 12, International Tax Reform – Pillar Two Model Rules. The company has reviewed the new pronouncements and based on its evaluation given necessary impact (including additional disclosures) as applicable.

### 4 Critical accounting judgments and key sources of estimation uncertainty

In application of the Company's accounting policies, which are described in note 2, the directors of the Company are required to make judgements, estimates and assumptions about the carrying amounts of assets and liabilities that are not readily apparent from other sources. The estimates and associated assumptions are based on various factors including historical experience and other factors that are considered to be relevant. Actual results may differ from these estimates.

The estimates and underlying assumptions are reviewed on an on-going basis. Revisions to accounting estimates are recognised in the period in which the estimate is revised if the revision affects only that period, or in the period of the revision and future periods if the revision affects both current and future periods.

#### 4.1 Key sources of estimation uncertainty

The following are the key assumptions concerning the future, and other key sources of estimation uncertainty at the end of the reporting period that may have a risk of causing a material adjustment to the carrying amounts of assets and liabilities within the next financial year.

##### a) Useful lives of property, plant and equipment

The Company reviews the estimated useful lives of property, plant and equipment at the end of each reporting period. During financial years ended March 31, 2026 and 2025, there were no changes in useful lives of property, plant and equipment. The Company at the end of each reporting period, based on external and internal sources of information, assesses indicators and mitigating factors of whether the plant (cash generating unit) may have suffered an impairment loss. If it is determined that an impairment loss has been suffered, it is recognised in the Statement of Profit and Loss.

##### b) Impairment of trade receivables

The Company estimates the probability of collection of accounts receivable by analysing historical payment patterns, customer status, customer creditworthiness and current economic trends. If the financial condition of a customer deteriorates, additional allowances may be required.

##### c) Contingencies

In the normal course of business, contingent liabilities may arise from litigations and other claims against the company. There are certain obligations which management has concluded, which based on all available facts and circumstances, are not probable of payment or difficult to quantify reliably and such obligations are treated as contingent liabilities and disclosed in the notes but are not provided for in the financial statements.

## Notes forming part of the financial statements for the year ended 31 March 2026

(Currency: Indian Rupees in Lakhs)

### Note 5

#### Property, plant and equipment

| Description            | Gross Block          |                 |                 |                      | Depreciation         |                 |                 |                      | Net Block            |  |
|------------------------|----------------------|-----------------|-----------------|----------------------|----------------------|-----------------|-----------------|----------------------|----------------------|--|
|                        | As at April 01, 2025 | Additions       | Deductions      | As at March 31, 2026 | As at April 01, 2025 | For the year    | Deductions      | As at March 31, 2026 | As at March 31, 2026 |  |
| Freehold Land          | 1,030.44             | -               | -               | 1,030.44             | -                    | -               | -               | -                    | <b>1,030.44</b>      |  |
| Buildings              | 1,771.85             | 550.98          | (0.40)          | 2,322.43             | 655.53               | 62.67           | (0.26)          | 717.94               | <b>1,604.49</b>      |  |
| Plant and Equipment    | 15,388.78            | 3,310.55        | (252.17)        | 18,447.16            | 4,741.32             | 975.09          | (242.19)        | 5,474.22             | <b>12,972.94</b>     |  |
| Furniture and Fixtures | 6.85                 | 2.93            | -               | 9.78                 | 0.61                 | 0.73            | -               | 1.34                 | <b>8.44</b>          |  |
| Vehicle                | 27.87                | -               | -               | 27.87                | 13.20                | 3.28            | -               | 16.48                | <b>11.39</b>         |  |
| Computers              | 226.43               | -               | -               | 226.43               | 193.18               | 13.25           | -               | 206.43               | <b>20.00</b>         |  |
| Office Equipments      | 57.49                | 3.05            | -               | 60.54                | 19.20                | 11.94           | -               | 31.14                | <b>29.40</b>         |  |
| <b>Total</b>           | <b>18,509.71</b>     | <b>3,867.51</b> | <b>(252.57)</b> | <b>22,124.65</b>     | <b>5,623.04</b>      | <b>1,066.96</b> | <b>(242.45)</b> | <b>6,447.55</b>      | <b>15,677.10</b>     |  |

| Description            | Gross Block          |                 |                |                      | Depreciation         |               |                |                      | Net Block            |  |
|------------------------|----------------------|-----------------|----------------|----------------------|----------------------|---------------|----------------|----------------------|----------------------|--|
|                        | As at April 01, 2024 | Additions       | Deductions     | As at March 31, 2025 | As at April 01, 2024 | For the year  | Deductions     | As at March 31, 2025 | As at March 31, 2025 |  |
| Freehold Land          | 195.01               | 835.43          | -              | 1,030.44             | -                    | -             | -              | -                    | <b>1,030.44</b>      |  |
| Buildings              | 1,783.77             | -               | (11.92)        | 1,771.85             | 594.32               | 70.83         | (9.62)         | 655.53               | <b>1,116.32</b>      |  |
| Plant and Equipment    | 9,928.74             | 5,547.59        | (87.55)        | 15,388.78            | 3,936.85             | 874.74        | (70.27)        | 4,741.32             | <b>10,647.46</b>     |  |
| Furniture and Fixtures | 1.14                 | 5.71            | -              | 6.85                 | 0.44                 | 0.17          | -              | 0.61                 | <b>6.24</b>          |  |
| Vehicle                | 14.00                | 13.87           | -              | 27.87                | 8.97                 | 4.23          | -              | 13.20                | <b>14.67</b>         |  |
| Computers              | 215.70               | 10.73           | -              | 226.43               | 180.90               | 12.28         | -              | 193.18               | <b>33.25</b>         |  |
| Office Equipments      | 42.22                | 15.27           | -              | 57.49                | 8.78                 | 10.42         | -              | 19.20                | <b>38.29</b>         |  |
| <b>Total</b>           | <b>12,180.58</b>     | <b>6,428.60</b> | <b>(99.47)</b> | <b>18,509.71</b>     | <b>4,730.26</b>      | <b>972.67</b> | <b>(79.89)</b> | <b>5,623.04</b>      | <b>12,886.67</b>     |  |

### Note 6

#### Capital work-in-progress

| Description   | Amount          |
|---|-----------------|
| <b>Opening balance as at April 01, 2024</b>   | <b>4,509.42</b> |
| <b>Additions</b>  |                 |
| Construction cost   | 5,100.08        |
| Expenditure incurred during the construction period (project salary cost)                         | 278.20          |
| Transfer to property, plant and equipment   | (6,428.60)      |
| <b>Closing balance (pending allocation of salary cost of ₹ 278.20 lakhs) as at March 31, 2025</b> | <b>3,459.10</b> |
| <b>Additions</b>  |                 |
| Construction cost   | 732.32          |
| Expenditure incurred during the construction period (project salary cost)                         | 255.24          |
| Transfer to property, plant and equipment   | (3,867.51)      |
| <b>Closing balance (pending allocation of salary cost of ₹ 58.84 lakhs) as at March 31, 2026</b>  | <b>579.15</b>   |

## Notes forming part of the financial statements for the year ended 31 March 2026

(Currency: Indian Rupees in Lakhs)

Capital work-in-progress ageing schedule as at March 31, 2026 and March 31, 2025 is as follows:

| Particulars                           | Amount in CWIP for a Period of |               |           |                   | Total         |
|---------------------------------------|--------------------------------|---------------|-----------|-------------------|---------------|
|                                       | Less than 1 year               | 1-2 Years     | 2-3 Years | More than 3 years |               |
| <b>Project in Progress</b>            |                                |               |           |                   |               |
| Plant automation                      | 134.09                         | 161.38        | -         | -                 | 295.47        |
|                                       | (723.29)                       | (26.81)       | -         | -                 | (750.10)      |
| Storage facility with tank farm       | 283.68                         | -             | -         | -                 | 283.68        |
|                                       | (2,673.35)                     | (35.65)       | -         | -                 | (2,709.00)    |
| <b>Total Capital work-in-progress</b> | <b>417.77</b>                  | <b>161.38</b> | <b>-</b>  | <b>-</b>          | <b>579.15</b> |
|                                       | (3,396.64)                     | (62.46)       | -         | -                 | (3,459.10)    |

The Company does not have any capital work-in-progress projects that are overdue for completion or have exceeded their original estimated costs.

## Note 7

## Intangible assets

| Description  | Gross Block          |           |            |                      | Depreciation         |              |            |                      | Net Block            |
|--------------|----------------------|-----------|------------|----------------------|----------------------|--------------|------------|----------------------|----------------------|
|              | As at April 01, 2025 | Additions | Deductions | As at March 31, 2026 | As at April 01, 2025 | For the year | Deductions | As at March 31, 2026 | As at March 31, 2026 |
| Software     | 24.88                | -         | -          | 24.88                | 8.26                 | 4.36         | -          | 12.62                | 12.26                |
| <b>Total</b> | <b>24.88</b>         | <b>-</b>  | <b>-</b>   | <b>24.88</b>         | <b>8.26</b>          | <b>4.36</b>  | <b>-</b>   | <b>12.62</b>         | <b>12.26</b>         |

| Description  | Gross Block          |             |            |                      | Depreciation         |              |            |                      | Net Block            |
|--------------|----------------------|-------------|------------|----------------------|----------------------|--------------|------------|----------------------|----------------------|
|              | As at April 01, 2024 | Additions   | Deductions | As at March 31, 2025 | As at April 01, 2024 | For the year | Deductions | As at March 31, 2025 | As at March 31, 2025 |
| Software     | 23.55                | 1.33        | -          | 24.88                | 4.20                 | 4.06         | -          | 8.26                 | 16.62                |
| <b>Total</b> | <b>23.55</b>         | <b>1.33</b> | <b>-</b>   | <b>24.88</b>         | <b>4.20</b>          | <b>4.06</b>  | <b>-</b>   | <b>8.26</b>          | <b>16.62</b>         |

## Note 8

## Other financial assets

| Particulars                               | As at March 31, 2026 | As at March 31, 2025 |
|---|----------------------|----------------------|
| <b>8(a) Non-current</b>                   |                      |                      |
| <b>Unsecured, considered good</b>         |                      |                      |
| Deposits with bank*                       | 0.62                 | 0.62                 |
| <b>Total non-current financial assets</b> | <b>0.62</b>          | <b>0.62</b>          |
| <b>8(b) Current</b>                       |                      |                      |
| <b>Unsecured, considered good</b>         |                      |                      |
| Security deposits                         | 0.95                 | 1.18                 |
| Interest receivable on deposits           | 3.95                 | 2.52                 |
| <b>Total current financial assets</b>     | <b>4.90</b>          | <b>3.70</b>          |
| <b>Total financial assets</b>             | <b>5.52</b>          | <b>4.32</b>          |

\* Lien marked with irrigation division Kolad, Raigad

## Notes forming part of the financial statements for the year ended 31 March 2026

(Currency: Indian Rupees in Lakhs)

### Note 9

#### Income tax assets

| Particulars                    | As at<br>March 31, 2026 | As at<br>March 31, 2025 |
|--------------------------------|-------------------------|-------------------------|
| Advance income-tax             | -                       | 42.37                   |
| <b>Total income tax assets</b> | <b>-</b>                | <b>42.37</b>            |

### Note 10

#### Other assets

| Particulars  | As at<br>March 31, 2026 | As at<br>March 31, 2025 |
|--|-------------------------|-------------------------|
| <b>10(a) Non-current</b>                                     |                         |                         |
| Balances with Government authorities (other than Income tax) |                         |                         |
| - VAT refund receivable (refer note 32)                      | 25.68                   | 78.64                   |
| - VAT paid under protest (refer note 32)                     | 123.19                  | 123.19                  |
| - Custom duty paid under protest (refer note 32)             | 37.12                   | 37.12                   |
| Income tax paid under protest (refer note 32)                | 4.15                    | 4.15                    |
| Capital advances   | 18.75                   | 49.81                   |
| Other receivable   | 66.77                   | 41.87                   |
| <b>Total other non-current assets</b>                        | <b>275.66</b>           | <b>334.78</b>           |
| <b>10(b) Current</b>   |                         |                         |
| Prepaid expenses   | 96.16                   | 169.78                  |
| Balances with Government authorities (other than Income tax) |                         |                         |
| - Goods and service tax                                      | -                       | 622.72                  |
| - GST export rebate  | -                       | 210.01                  |
| Export incentives  | 103.17                  | 75.50                   |
| Advances to employees against expenses                       | 1.77                    | 1.69                    |
| Advances to suppliers of goods and services                  | 63.11                   | 86.81                   |
| Other receivable   | -                       | 46.55                   |
| <b>Total other current assets</b>                            | <b>264.21</b>           | <b>1,213.06</b>         |
| <b>Total other assets</b>                                    | <b>539.87</b>           | <b>1,547.84</b>         |

### Note 11

#### Inventories (at lower of cost and net realisable value)

| Particulars   | As at<br>March 31, 2026 | As at<br>March 31, 2025 |
|---|-------------------------|-------------------------|
| Raw materials (Includes Goods-in-transit ₹ 244.99 Lakh (2025 ₹ 415.72 Lakh))  | 1,768.50                | 3,060.32                |
| Packing materials   | 104.55                  | 92.01                   |
| Work-in-progress  | 1,298.42                | 767.05                  |
| Finished goods (Includes Goods-in-transit ₹ 442.48 Lakh (2025 ₹ 249.64 Lakh)) | 1,624.43                | 1,446.39                |
| Stores and spares   | 388.76                  | 335.42                  |
| <b>Total inventories</b>  | <b>5,184.66</b>         | <b>5,701.19</b>         |

## Notes forming part of the financial statements for the year ended 31 March 2026

(Currency: Indian Rupees in Lakhs)

## Note 12

## Trade Receivables

| Particulars                              | As at<br>March 31, 2026 | As at<br>March 31, 2025 |
|--|-------------------------|-------------------------|
| <b>Unsecured</b>                         |                         |                         |
| Trade receivable - considered good       | 7,099.59                | 6,418.34                |
| Trade receivables - credit impaired      | -                       | -                       |
|  | <u>7,099.59</u>         | <u>6,418.34</u>         |
| Less: Allowance for expected credit loss | 10.66                   | 9.61                    |
| <b>Total trade receivables</b>           | <u><u>7,088.93</u></u>  | <u><u>6,408.73</u></u>  |

Ageing for trade receivables as at March 31, 2026 is as follows:

| Particulars  | Not Due                | Outstanding for following periods from due date of payment |                      |                 |                 |                      | Total                  |
|--|------------------------|--|----------------------|-----------------|-----------------|----------------------|------------------------|
|  |                        | less than<br>6 Month                                       | 6 Month to<br>1 Year | 1-2 Years       | 2-3 Years       | More than<br>3 Years |                        |
| (i) Undisputed Trade Receivables-<br>Considered Good | 6,614.21               | 481.27   | 4.11                 | -               | -               | -                    | 7,099.59               |
| (ii) Less: Allowance for expected credit loss        | -                      | -  | -                    | -               | -               | -                    | 10.66                  |
| <b>Total</b>   | <u><u>6,614.21</u></u> | <u><u>481.27</u></u>                                       | <u><u>4.11</u></u>   | <u><u>-</u></u> | <u><u>-</u></u> | <u><u>-</u></u>      | <u><u>7,088.93</u></u> |

Ageing for trade receivables as at March 31, 2025 is as follows:

| Particulars  | Not Due                | Outstanding for following periods from due date of payment |                      |                    |                    |                      | Total                  |
|--|------------------------|--|----------------------|--------------------|--------------------|----------------------|------------------------|
|  |                        | less than<br>6 Month                                       | 6 Month to<br>1 Year | 1-2 Years          | 2-3 Years          | More than<br>3 Years |                        |
| (i) Undisputed Trade Receivables-<br>Considered Good | 5,807.12               | 606.48   | 1.72                 | 1.80               | 1.22               | -                    | 6,418.34               |
| (ii) Allowance for expected credit loss              | -                      | -  | -                    | -                  | -                  | -                    | 9.61                   |
| <b>Total</b>   | <u><u>5,807.12</u></u> | <u><u>606.48</u></u>                                       | <u><u>1.72</u></u>   | <u><u>1.80</u></u> | <u><u>1.22</u></u> | <u><u>-</u></u>      | <u><u>6,408.73</u></u> |

## Note:

The average credit period on sale of goods is 60 days. No interest is charged on trade receivables.

In accordance with Ind AS 109, the Company has used the Practical expedient by computing the expected credit Loss allowance for trade receivables by following simplified approach. The Expected credit Loss Model takes into account historical credit loss experience and adjusted for forward looking information.

For movement in allowance for doubtful debts refer note 39

## Note 13

## Cash and cash equivalents

| Particulars                                      | As at<br>March 31, 2026 | As at<br>March 31, 2025 |
|--|-------------------------|-------------------------|
| Deposits with maturity of less than three months | 1,100.00                | -                       |
| Balance with banks - in current accounts         | 222.65                  | 280.35                  |
| <b>Total cash and cash equivalents</b>           | <u><u>1,322.65</u></u>  | <u><u>280.35</u></u>    |

## Notes forming part of the financial statements for the year ended 31 March 2026

(Currency: Indian Rupees in Lakhs)

### Note 14

#### Bank balances other than cash and cash equivalents

| Particulars   | As at<br>March 31, 2026 | As at<br>March 31, 2025 |
|---|-------------------------|-------------------------|
| Fixed deposits with bank (refer note (a) below)                 | 82.48                   | 86.15                   |
| Unclaimed dividend (refer note (b) below)                       | 8.10                    | 5.80                    |
| <b>Total bank balances other than cash and cash equivalents</b> | <b>90.58</b>            | <b>91.95</b>            |

(a) above deposits are held as margin money against bank guarantee or letter of credit.

(b) There are no amounts due for payment to the Investor Education and Protection Fund under Section 125 of the Companies Act, 2013 as at the year end. This amount represents restricted cash.

### Note 15

#### Equity share capital

| Particulars  | As at<br>March 31, 2026 | As at<br>March 31, 2025 |
|--|-------------------------|-------------------------|
| <b>Authorised share capital</b>  |                         |                         |
| 1,50,00,000 equity shares of ₹10/- each                                | 1,500.00                | 1,500.00                |
| 50,00,000 7% Non Cumulative Redeemable Preference shares of ₹10/- each | 500.00                  | 500.00                  |
|  | <b>2,000.00</b>         | <b>2,000.00</b>         |
| <b>Issued, Subscribed and fully paid up</b>                            |                         |                         |
| 87,94,836 (2025: 73,53,060) equity shares of ₹10/- each fully paid up  | 879.48                  | 735.31                  |
| <b>Total equity share capital</b>                                      | <b>879.48</b>           | <b>735.31</b>           |

#### Reconciliation of the number of equity shares outstanding at the beginning and at the end of the period:

|  | As at March 31, 2026 |        | As at March 31, 2025 |        |
|--|----------------------|--------|----------------------|--------|
|  | No. of Shares        | Amount | No. of Shares        | Amount |
| Opening Balance                                      | 7,353,060            | 735.31 | 7,353,060            | 735.31 |
| Increase/ (decrease) during the year (refer note 41) | 1,441,776            | 144.18 | -                    | -      |
| Closing balance                                      | 8,794,836            | 879.49 | 7,353,060            | 735.31 |

#### Details of shareholders holding more than 5% shares in the Company:

|                                       | As at March 31, 2026 |           | As at March 31, 2025 |           |
|---------------------------------------|----------------------|-----------|----------------------|-----------|
|                                       | No. of Shares        | % of held | No. of Shares        | % of held |
| Indus Petrochem Ltd (Holding Company) | 5,484,493            | 62.36%    | 4,585,396            | 62.36%    |

#### Details of shares allotted for the period of five years immediately preceding the date as at which the Balance Sheet

- (a) No shares allotted as fully paid-up pursuant to contract(s) without payment being received in cash.  
 (b) No shares allotted as fully paid-up by way of bonus shares.  
 (c) No shares bought back.

#### Details of Equity Shares held by the Holding Company:

|                                       | As at March 31, 2026 |              | As at March 31, 2025 |              |
|---------------------------------------|----------------------|--------------|----------------------|--------------|
|                                       | No. of Shares        | % of holding | No. of Shares        | % of holding |
| Indus Petrochem Ltd (Holding Company) | 5,484,493            | 62.36%       | 4,585,396            | 62.36%       |

#### Details of shareholding of promoters

| Promoters Name                                   | As at March 31, 2026 |                   |                          | As at March 31, 2025 |                   |                          |
|--|----------------------|-------------------|--------------------------|----------------------|-------------------|--------------------------|
|  | No of shares         | % of total shares | % change during the year | No of shares         | % of total shares | % change during the year |
| Indus Petrochem Limited                          | 5,484,493            | 62.36%            | 0%                       | 4,585,396            | 62.36%            | 0%                       |
| Coppersmith Energies and Project Private Limited | 277,973              | 3.16%             | 1.57%                    | 116,900              | 1.59%             | 1.59%                    |
| Mrs Swarna Malhotra                              | 86,743               | 0.99%             | 0.50%                    | 36,073               | 0.49%             | 0.49%                    |
| Mr Jeet Sudhir Malhotra                          | 1,505                | 0.02%             | 0.02%                    | -                    | -                 | -                        |
| Mr Sudhir Malhotra                               | 837                  | 0.01%             | 0%                       | 700                  | 0.01%             | 0%                       |

## Notes forming part of the financial statements for the year ended 31 March 2026

(Currency: Indian Rupees in Lakhs)

Note: Above list is certified by the Share Transfer Agent.

### Terms/Rights attached to equity shares

The Company has issued only one class of shares referred to as equity shares having a par value of ₹ 10 per share. Accordingly, all equity shares rank equally with regard to dividend and share in the Company's residual assets. The equity shareholders are entitled to receive dividend as declared from time to time. Each holder of equity shares is entitled to one vote per share. In the event of liquidation of the Company the holder of equity shares will be entitled to receive remaining assets of the Company after distribution of all the preferential amounts. The distribution will be in proportion to the number of equity shares held by the shareholders.

### Note 16

#### Other equity

| Particulars   | As at<br>March 31, 2026 | As at<br>March 31, 2025 |
|---|-------------------------|-------------------------|
| <b>A. Capital reserve</b>                             | <b>453.56</b>           | <b>453.56</b>           |
| <b>B. Securities premium</b>                          |                         |                         |
| Balance at the beginning of the year                  | 883.10                  | 883.10                  |
| Increase / (decrease) during the year (refer note 41) | 12,707.27               | -                       |
| Balance at the end of the year                        | <b>13,590.37</b>        | <b>883.10</b>           |
| <b>C. Retained earnings</b>                           |                         |                         |
| Balance at the beginning of the year                  | 7,496.89                | 6,147.05                |
| Add : Profit for the year                             | 2,960.46                | 1,458.41                |
| Add : Other comprehensive income                      | 21.86                   | (20.33)                 |
| Less : Final dividend on equity shares                | (183.83)                | (88.24)                 |
| Balance at the end of the year                        | <b>10,295.38</b>        | <b>7,496.89</b>         |
| <b>Total other equity</b>                             | <b>24,339.31</b>        | <b>8,833.55</b>         |

#### Notes:

(i) The Board of Directors of the Company have recommended Final Dividend of ₹263.85 lakhs at ₹ 3 per share for the financial year ended March 31, 2026 to be paid on fully paid Equity Shares. The Final dividend is subject to the approval of shareholders at the ensuing Annual General Meeting and has not been included as liability in these financial statements.

#### (ii) Nature of reserves

##### (a) Capital reserve

Capital Reserves includes :

- i) ₹ 26.06 lakhs of various capital incentive grants received from time to time from Government of Maharashtra on the basis of investments made in plant and machinery as backward area incentives.
- ii) ₹ 427.50 lakhs of reserves was created in an earlier year consequent to surrender of tenancy rights for redevelopment in exchange for office premises. The office premises have since been disposed off.

Both the capital reserves are not available for distribution to the shareholders as dividend.

##### (b) Securities premium

Security premium account is created when shares are issued at premium. The Company can use this reserve in accordance with the provisions of the Act.

##### (c) Retained earnings

Retained earnings are the profits that the Company has earned till date, less any transfers to other reserves, less any dividends or other distributions paid to shareholders. Retained earnings includes re-measurement loss / (gain) on defined benefit plans, net of taxes that will not be reclassified to Statement of Profit and Loss. Retained earnings is a free reserve available to the Company.

## Notes forming part of the financial statements for the year ended 31 March 2026

(Currency: Indian Rupees in Lakhs)

### Note 17

#### Borrowings

| Particulars   | As at<br>March 31, 2026 | As at<br>March 31, 2025 |
|---|-------------------------|-------------------------|
| <b>17(a) Long-Term borrowings</b>   |                         |                         |
| <b>Secured</b>  |                         |                         |
| <b>Measured at amortised cost</b>   |                         |                         |
| Term loan from a banks  | -                       | 1,952.89                |
| <b>Total long-term borrowings</b>   | <u>-</u>                | <u>1,952.89</u>         |
| <b>Particulars</b>  | <b>As at</b>            | <b>As at</b>            |
|   | <b>March 31, 2026</b>   | <b>March 31, 2025</b>   |
| <b>17(b) Short-term borrowings</b>  |                         |                         |
| <b>Secured</b>  |                         |                         |
| <b>Measured at amortised cost</b>   |                         |                         |
| Loans repayable on demand from banks  |                         |                         |
| - Overdraft facilities*   | -                       | 1,264.57                |
| - Working capital Demand Loan*  | -                       | 2,500.00                |
| Current maturities of long-term borrowings  | -                       | 820.33                  |
| <b>Unsecured</b>  |                         |                         |
| <b>Measured at amortised cost</b>   |                         |                         |
| Current maturities of long-term borrowings from related party (refer note 35 e (v)) | -                       | 3,500.00                |
| <b>Total short-term borrowings</b>  | <u>-</u>                | <u>8,084.90</u>         |

\*Loan from HDFC bank - interest rate @ 8.14 (Linked to Repo rate)

\*Loans from Banks is secured by pari-passu charge by way of Hypothecation of entire Current Assets, present and future and Mortgage of Factory premises as a collateral security and corporate guarantee from Indus Petrochem Limited, the Holding Company.

The Company has obtained financing from banks for managing its short term and long term funding requirements. The below table provides the reconciliation between quarterly returns filed by the Company with banks and books of account.

| Particulars                                     | Amount as<br>per Books of<br>Account<br>(A) | Amount as per<br>statement of assets<br>filed with the banks<br>(B) | Diff<br>(A-B) | Remarks  |
|---|---|---|---------------|--|
| <b>For the quarter ended June 30, 2025</b>      |   |   |               |  |
| Trade Receivable                                | 6,146.07                                    | 6,146.00  | 0.07          |  |
| Trade Payable                                   | 6,336.98                                    | 6,321.84  | 15.14         |  |
| Inventories                                     | 5,539.92                                    | 5,539.92  | -             |  |
| <b>For the quarter ended September 30, 2025</b> |   |   |               |  |
| Trade Receivable                                | 5,439.20                                    | 5,572.04  | (132.84)      | The differences are on account of Purchase in transit, Sales in Transit, Advances regroupings, Debtors and Payable reconciliation etc. The Company submit its data to banks as per agreed timelines. However, accounts get finalised after due reconciliation and review by auditors on quarterly basis. In any case it does not affect drawing power adversely. |
| Trade Payable                                   | 5,643.01                                    | 5,438.07  | 204.94        |  |
| Inventories                                     | 5,090.52                                    | 5,090.52  | -             |  |
| <b>For the quarter ended December 31, 2025</b>  |   |   |               |  |
| Trade Receivable                                | 7,031.24                                    | 7,077.33  | (46.09)       |  |
| Trade Payable                                   | 2,683.04                                    | 2,682.45  | 0.59          |  |
| Inventories                                     | 4,791.40                                    | 4,791.40  | -             |  |
| <b>For the quarter ended March 31, 2026</b>     |   |   |               |  |
| Trade Receivable                                | 7,088.93                                    | 7,367.19  | (278.26)      |  |
| Trade Payable                                   | 3,673.09                                    | 3,449.31  | 223.78        |  |
| Inventories                                     | 5,184.66                                    | 4,763.20  | 421.46        |  |

## Notes forming part of the financial statements for the year ended 31 March 2026

(Currency: Indian Rupees in Lakhs)

## Note 18

## Provisions

| Particulars   | As at<br>March 31, 2026 | As at<br>March 31, 2025 |
|---|-------------------------|-------------------------|
| <b>18(a) Non-current</b>                            |                         |                         |
| <b>Employee benefit obligations (refer note 36)</b> |                         |                         |
| Leave obligations                                   | 160.77                  | 170.26                  |
| Gratuity  | 173.88                  | 125.64                  |
| <b>Total non-current provisions</b>                 | <b>334.65</b>           | <b>295.90</b>           |
| <b>18(b) Current</b>                                |                         |                         |
| <b>Employee benefit obligations (refer note 36)</b> |                         |                         |
| Leave obligations                                   | 30.34                   | 22.97                   |
| <b>Total current provisions</b>                     | <b>30.34</b>            | <b>22.97</b>            |
| <b>Total provisions</b>                             | <b>364.99</b>           | <b>318.87</b>           |

## Note:

On November 21, 2025, the Government of India notified the four Labour Codes consolidating 29 existing labour laws. The Ministry of Labour & Employment published draft central rules and FAQs to enable assessment of the financial impact due to changes in regulations. The Company has assessed and provided for the incremental impact of these changes (amount not material) on the basis of the best information available and included the same under employee benefit expense. The Company continues to monitor the finalisation of Central/State Rules and clarifications from the Government on the other aspects of the Labour Codes and would provide appropriate accounting effect on the basis of such development.

## Note 19

## (a) Deferred tax liabilities (net) (refer note 31 c)

| Particulars  | As at<br>March 31, 2026 | As at<br>March 31, 2025 |
|--|-------------------------|-------------------------|
| <b>Tax effect of items consisting Deferred tax liability</b>     |                         |                         |
| On property, plant and equipment allowances on                   | 1,023.25                | 914.61                  |
| <b>Tax effect of items consisting Deferred tax assets</b>        |                         |                         |
| Disallowance under section 43(B) / 40(a) of Income tax Act, 1961 | (95.23)                 | (83.67)                 |
| Others   | (3.36)                  | (4.85)                  |
| <b>Total deferred tax liabilities (net)</b>                      | <b>924.66</b>           | <b>826.09</b>           |

Deferred tax assets and deferred tax liabilities have been offset as they relate to same governing taxation laws.

## (b) Current tax liabilities (net)

| Particulars                          | As at<br>March 31, 2026 | As at<br>March 31, 2025 |
|--------------------------------------|-------------------------|-------------------------|
| Provision for tax                    | 93.68                   | -                       |
| <b>Total Current tax liabilities</b> | <b>93.68</b>            | <b>-</b>                |

## Note 20

## Trade Payables

| Particulars   | As at<br>March 31, 2026 | As at<br>March 31, 2025 |
|---|-------------------------|-------------------------|
| <b>Current</b>  |                         |                         |
| Trade payables dues of micro enterprises and small enterprises            | 195.26                  | 160.72                  |
| Trade payables dues of other than micro enterprises and small enterprises | 3,477.83                | 5,817.07                |
| <b>Total trade payables</b>   | <b>3,673.09</b>         | <b>5,977.79</b>         |

Disclosure of payable to vendors as defined under the "Micro, Small and Medium Enterprise Development Act, 2006" is based on the information available with the Company regarding the status of registration of such vendors under the said Act, as per the intimation received from them on requests made by the Company.

## Ageing for trade payable as at March 31, 2026 is as follows:

| Particulars                      | Not Due         | Outstanding for following periods from due date of payment |           |           |                      | Total           |
|----------------------------------|-----------------|--|-----------|-----------|----------------------|-----------------|
|                                  |                 | less than<br>1 Year  | 1-2 Years | 2-3 Years | More than<br>3 Years |                 |
| <b>Undisputed Trade Payables</b> |                 |  |           |           |                      |                 |
| (i) MSME                         | 192.60          | 2.66   | -         | -         | -                    | 195.26          |
| (ii) Others                      | 3,327.07        | 150.76   | -         | -         | -                    | 3,477.83        |
| <b>Total Trade Payable</b>       | <b>3,519.67</b> | <b>153.42</b>  | <b>-</b>  | <b>-</b>  | <b>-</b>             | <b>3,673.09</b> |

## Notes forming part of the financial statements for the year ended 31 March 2026

(Currency: Indian Rupees in Lakhs)

Ageing for trade payable as at March 31, 2025 is as follows:

| Particulars                      | Not Due                | Outstanding for following periods from due date of payment |                      |                    |                      | Total                  |
|----------------------------------|------------------------|--|----------------------|--------------------|----------------------|------------------------|
|                                  |                        | less than<br>1 Year  | 1-2 Years            | 2-3 Years          | More than<br>3 Years |                        |
| <b>Undisputed Trade Payables</b> |                        |  |                      |                    |                      |                        |
| (i) MSME                         | 160.72                 | -  | -                    | -                  | -                    | 160.72                 |
| (ii) Others                      | <u>4,098.75</u>        | <u>1,551.27</u>  | <u>165.53</u>        | <u>0.35</u>        | <u>1.17</u>          | <u>5,817.07</u>        |
| <b>Total Trade Payable</b>       | <b><u>4,259.47</u></b> | <b><u>1,551.27</u></b>                                     | <b><u>165.53</u></b> | <b><u>0.35</u></b> | <b><u>1.17</u></b>   | <b><u>5,977.79</u></b> |

The information as required to be disclosed under the Micro, Small and Medium Enterprises Development Act, 2006 has been determined to the extent such parties have been identified on the basis of information available with the Company. The amount of principal and interest outstanding at the year end are given below:

| Particulars   | As at<br>March 31, 2026 | As at<br>March 31, 2025 |
|---|-------------------------|-------------------------|
| (a) The amount remaining payable to any supplier at the end of the accounting year:   |                         |                         |
| Principal amount  | <b>195.26</b>           | 160.72                  |
| Interest due thereon  | -                       | -                       |
| (b) The amount of interest paid by the buyer in terms of section 16 of the Micro, Small and Medium Enterprises Development Act, 2006 along with the amount of the payment made to the supplier beyond the appointed day during each accounting year   | -                       | -                       |
| (c) The amount of interest due and payable for the period of delay in making payment (which has been paid but beyond the appointed day during the year) but without adding the interest specified under the Micro, Small and Medium Enterprises Development Act, 2006   | <b>1.89</b>             | 2.68                    |
| (d) The amount of interest accrued and remaining unpaid at the end of the year  | <b>12.64</b>            | 10.75                   |
| (e) The amount of further interest remaining due and payable even in the succeeding years, until such date when the interest dues above are actually paid to the small enterprise, for the purpose of disallowance of a deductible expenditure under section 23 of the Micro, Small and Medium Enterprises Development Act, 2006. | -                       | -                       |

### Note 21

#### Other current financial liabilities

| Particulars                                      | As at<br>March 31, 2026 | As at<br>March 31, 2025 |
|--|-------------------------|-------------------------|
| <b>Measured at amortised cost</b>                |                         |                         |
| Interest accrued but not due on borrowings       | <b>0.15</b>             | 33.14                   |
| Capital creditors                                | <b>56.78</b>            | 1,108.45                |
| Employee benefits payable                        | <b>13.66</b>            | 11.73                   |
| Unclaimed dividend (refer note 14)               | <b>8.10</b>             | 5.80                    |
| <b>Total other current financial liabilities</b> | <b><u>78.69</u></b>     | <b><u>1,159.12</u></b>  |

### Note 22

#### Other current liabilities

| Particulars  | As at<br>March 31, 2026 | As at<br>March 31, 2025 |
|--|-------------------------|-------------------------|
| Statutory dues including provident fund and tax deducted at source | <b>140.52</b>           | 50.48                   |
| Advances from customers  | <b>6.30</b>             | 2,488.43                |
| Other Payables   | -                       | 11.71                   |
| <b>Total other current liabilities</b>                             | <b><u>146.82</u></b>    | <b><u>2,550.62</u></b>  |

## Notes forming part of the financial statements for the year ended 31 March 2026

(Currency: Indian Rupees in Lakhs)

## Note 23

## Revenue from operations

| Particulars                           | For the year ended<br>March 31, 2026 | For the year ended<br>March 31, 2025 |
|---------------------------------------|--------------------------------------|--------------------------------------|
| Sale of products                      |                                      |                                      |
| Finished goods (speciality chemicals) | 42,175.43                            | 35,573.69                            |
| Traded goods                          | 1,729.26                             | 851.54                               |
| Sale of services                      |                                      |                                      |
| Processing charges                    | 94.57                                | 74.46                                |
| Other operating revenue               |                                      |                                      |
| Scrap sales                           | 43.60                                | 34.00                                |
| Export incentives                     | 48.43                                | 45.79                                |
| <b>Total revenue from operations</b>  | <b>44,091.29</b>                     | <b>36,579.48</b>                     |

## Note 24

## Other income

| Particulars                    | For the year ended<br>March 31, 2026 | For the year ended<br>March 31, 2025 |
|--------------------------------|--------------------------------------|--------------------------------------|
| Interest income                |                                      |                                      |
| On bank deposits               | 18.34                                | 5.09                                 |
| From others                    | 3.05                                 | 8.35                                 |
| Net exchange differences       | 90.16                                | 128.80                               |
| Other auxiliary service income | 179.30                               | 172.26                               |
| Miscellaneous income           | 16.09                                | -                                    |
| <b>Total other income</b>      | <b>306.94</b>                        | <b>314.50</b>                        |

## Note 25

## Cost of material consumed

| Particulars                              | For the year ended<br>March 31, 2026 | For the year ended<br>March 31, 2025 |
|--|--------------------------------------|--------------------------------------|
| <b>(a) Raw materials consumed</b>        |                                      |                                      |
| Opening stock of raw materials           | 3,060.32                             | 2,039.66                             |
| Add: Purchases                           | 29,748.20                            | 26,904.22                            |
| Less: Closing stock of raw materials     | (1,768.50)                           | (3,060.32)                           |
| Cost of raw materials consumed           | 31,040.02                            | 25,883.56                            |
| <b>(b) Packing materials consumed</b>    |                                      |                                      |
| Opening stock of packing materials       | 92.01                                | 108.22                               |
| Add: Purchases                           | 624.23                               | 694.16                               |
| Less: Closing stock of packing materials | (104.55)                             | (92.01)                              |
| Cost of packing material consumed        | 611.69                               | 710.37                               |
| <b>Total cost of materials consumed</b>  | <b>31,651.71</b>                     | <b>26,593.93</b>                     |

## Notes forming part of the financial statements for the year ended 31 March 2026

(Currency: Indian Rupees in Lakhs)

### Purchases of stock-in-trade

| Particulars                              | For the year ended<br>March 31, 2026 | For the year ended<br>March 31, 2025 |
|--|--------------------------------------|--------------------------------------|
| Purchases of stock-in-trade              | 1,603.68                             | 786.76                               |
| <b>Total purchases of stock-in-trade</b> | <b>1,603.68</b>                      | <b>786.76</b>                        |

### Note 26

#### Changes in inventories of finished goods and work-in-progress

| Particulars                              | For the year ended<br>March 31, 2026 | For the year ended<br>March 31, 2025 |
|--|--------------------------------------|--------------------------------------|
| <b>(a) Work-in-progress</b>              |                                      |                                      |
| Opening stock                            | 767.05                               | 488.84                               |
| Less: Closing stock                      | (1,298.42)                           | (767.05)                             |
|  | <u>(531.37)</u>                      | <u>(278.21)</u>                      |
| <b>(b) Finished goods</b>                |                                      |                                      |
| Opening stock                            | 1,446.39                             | 1,407.24                             |
| Less: Closing stock                      | (1,624.43)                           | (1,446.39)                           |
|  | <u>(178.04)</u>                      | <u>(39.15)</u>                       |
| <b>Total [net decrease / (increase)]</b> | <b>(709.41)</b>                      | <b>(317.36)</b>                      |

### Note 27

#### Employee benefits expense

| Particulars   | For the year ended<br>March 31, 2026 | For the year ended<br>March 31, 2025 |
|---|--------------------------------------|--------------------------------------|
| Salaries and wages  | 1,676.22                             | 1,671.46                             |
| Contribution to provident and other funds (refer note 36) | 170.20                               | 121.00                               |
| Staff welfare expenses                                    | 120.17                               | 115.48                               |
| <b>Total employee benefit expense</b>                     | <b>1,966.59</b>                      | <b>1,907.94</b>                      |

### Note 28

#### Finance Cost

| Particulars  | For the year ended<br>March 31, 2026 | For the year ended<br>March 31, 2025 |
|--|--------------------------------------|--------------------------------------|
| Interest on bank overdraft and loans (other than those from related parties) | 262.44                               | 518.14                               |
| Interest on loans from related parties                                       | 179.55                               | 306.25                               |
| Other borrowing costs  | 61.47                                | 86.09                                |
| <b>Total finance cost</b>  | <b>503.46</b>                        | <b>910.48</b>                        |

### Note 29

#### Depreciation and amortisation expense

| Particulars  | For the year ended<br>March 31, 2026 | For the year ended<br>March 31, 2025 |
|--|--------------------------------------|--------------------------------------|
| Depreciation on property, plant and equipment      | 1,066.96                             | 972.67                               |
| Amortisation of intangible assets                  | 4.36                                 | 4.06                                 |
| <b>Total depreciation and amortisation expense</b> | <b>1,071.32</b>                      | <b>976.73</b>                        |

## Notes forming part of the financial statements for the year ended 31 March 2026

(Currency: Indian Rupees in Lakhs)

## Note 30

## Other expenses

| Particulars  | For the year ended<br>March 31, 2026 | For the year ended<br>March 31, 2025 |
|--|--------------------------------------|--------------------------------------|
| Consumption of stores and spare parts                        | 158.51                               | 183.74                               |
| Power and fuel   | 1,730.10                             | 1,502.71                             |
| Effluent treatment charges                                   | 86.33                                | 94.59                                |
| Sub-contract charges   | 535.08                               | 484.79                               |
| Freight and forwarding expenses                              | 669.16                               | 710.29                               |
| Repairs and maintenance                                      |                                      |                                      |
| - Plant and machinery & Others                               | 290.08                               | 238.06                               |
| Rent   | 35.43                                | 45.25                                |
| Insurance  | 137.07                               | 124.65                               |
| Rates and taxes  | 69.23                                | 48.87                                |
| Loss on assets sold, discarded or written off                | 10.12                                | 19.58                                |
| Legal and professional fees                                  | 293.90                               | 228.32                               |
| Service charges & Computer maintenance                       | 11.04                                | 18.89                                |
| Travelling and conveyance                                    | 20.29                                | 86.92                                |
| Communication expenses                                       | 28.31                                | 21.56                                |
| Printing and stationery                                      | 22.17                                | 25.57                                |
| Sales promotion expenses                                     | 59.05                                | 23.41                                |
| Director's sitting fees                                      | 22.80                                | 23.60                                |
| Payments to Auditors (refer note (i) below)                  | 22.77                                | 22.74                                |
| Provision for doubtful trade receivables                     | 1.05                                 | 6.47                                 |
| Corporate social responsibility expense (refer note 42 (11)) | 43.35                                | 44.30                                |
| Miscellaneous Expenses                                       | 108.90                               | 276.37                               |
| <b>Total other expenses</b>                                  | <b>4,354.74</b>                      | <b>4,230.68</b>                      |

| Particulars   | For the year ended<br>March 31, 2026 | For the year ended<br>March 31, 2025 |
|---|--------------------------------------|--------------------------------------|
| <b>Notes (i)</b>  |                                      |                                      |
| Payment to auditors include:<br>(net of input credit, where applicable) |                                      |                                      |
| To statutory auditors   |                                      |                                      |
| - Statutory audit fees (including quarterly reviews)                    | 22.50                                | 20.00                                |
| - Reimbursement of expenses   | 0.27                                 | 0.06                                 |
| <b>Total</b>  | <b>22.77</b>                         | <b>20.06</b>                         |

## Note 31

## Tax expense

|  | For the year ended<br>March 31, 2026 | For the year ended<br>March 31, 2025 |
|--|--------------------------------------|--------------------------------------|
| <b>(a) Amounts recognised in profit and loss</b> |                                      |                                      |
| Current income tax                               | 908.50                               | 394.67                               |
| Deferred tax expense                             | 91.22                                | (55.34)                              |
| Prior year tax adjustment                        | (4.04)                               | 7.08                                 |
| <b>Tax expense for the year</b>                  | <b>995.68</b>                        | <b>346.41</b>                        |

## Notes forming part of the financial statements for the year ended 31 March 2026

(Currency: Indian Rupees in Lakhs)

**(b) Reconciliation of effective tax rate**

|   |                      |                      |
|---|----------------------|----------------------|
| <b>Profit before tax</b>  | <b>3,956.14</b>      | 1,804.82             |
| Tax using the Company's domestic tax rate                                     | <b>995.76</b>        | 454.27               |
| Effect of expenses that are not deductible in determining taxable income      | <b>13.93</b>         | 16.75                |
| Adjustments for current tax of prior years                                    | <b>(4.04)</b>        | 7.08                 |
| Effect of tax rate change on deferred tax due to adaptation of new tax regime | -                    | (120.55)             |
| Others  | <b>(9.97)</b>        | (11.14)              |
|   | <u><b>995.68</b></u> | <u><b>346.41</b></u> |

**(c) Movement in deferred tax balances: March 31, 2026**

|                                      | Balance as on<br>April 01, 2025 | Recognised in<br>profit or loss | Recognised<br>in OCI | Balance as on<br>March 31, 2026 |
|--------------------------------------|---------------------------------|---------------------------------|----------------------|---------------------------------|
| <b>Deferred tax liability on</b>     |                                 |                                 |                      |                                 |
| <b>Property, plant and equipment</b> | <b>914.61</b>                   | <b>108.64</b>                   | -                    | <b>1,023.25</b>                 |
| <b>Deferred tax assets on</b>        |                                 |                                 |                      |                                 |
| <b>Employee Benefits</b>             | <b>(83.67)</b>                  | <b>(18.91)</b>                  | 7.35                 | <b>(95.23)</b>                  |
| <b>Others</b>                        | <b>(4.85)</b>                   | <b>1.49</b>                     | -                    | <b>(3.36)</b>                   |
| <b>Tax (Assets)/Liabilities</b>      | <u><b>826.09</b></u>            | <u><b>91.22</b></u>             | <u><b>7.35</b></u>   | <u><b>924.66</b></u>            |

**Movement in deferred tax balances: March 31, 2025**

|                                  | Balance as on<br>April 01, 2024 | Recognised in<br>profit or loss* | Recognised<br>in OCI | Balance as on<br>March 31, 2025 |
|----------------------------------|---------------------------------|----------------------------------|----------------------|---------------------------------|
| <b>Deferred tax liability on</b> |                                 |                                  |                      |                                 |
| Property, plant and equipment    | 961.29                          | (46.68)                          | -                    | 914.61                          |
| <b>Deferred tax assets on</b>    |                                 |                                  |                      |                                 |
| Employee Benefits                | (64.58)                         | (12.25)                          | (6.84)               | (83.67)                         |
| Others                           | (8.44)                          | 3.59                             | -                    | (4.85)                          |
| <b>Tax (Assets)/Liabilities</b>  | <u><b>888.27</b></u>            | <u><b>(55.34)</b></u>            | <u><b>(6.84)</b></u> | <u><b>826.09</b></u>            |

\* Net of reversal of deferred tax of ₹120.55 lakhs on adaption to be governed by section 115BAA of Income Tax Act, 1961.

**Note:**

The Company offsets tax assets and liabilities if and only if it has a legally enforceable right to set off current tax assets and current tax liabilities.

**Note 32**
**Contingent Liabilities and commitments:**

|   | As at<br>March 31, 2026 | As at<br>March 31, 2025 |
|---|-------------------------|-------------------------|
| <b>Contingent Liabilities</b>   |                         |                         |
| <b>Claims against the Company not acknowledged as debt:</b>                               |                         |                         |
| (a) <b>Sales Tax Matters</b>  |                         |                         |
| Demand notices issued by Sales Tax Department for which the Company has preferred appeal  | <b>332.57</b>           | 371.73                  |
| (b) <b>Income Tax Matters</b>   |                         |                         |
| Demand notices issued by Income Tax Department for which the Company has preferred appeal | <b>16.80</b>            | 20.75                   |
| (c) <b>Customs Matters</b>  |                         |                         |
| Demand notice issued by Customs for which the Company has preferred appeal                | <b>1,245.93</b>         | 1,245.93                |
| (d) <b>Receivable not acknowledged by the party</b>                                       | <b>66.77</b>            | 41.87                   |

## Notes forming part of the financial statements for the year ended 31 March 2026

(Currency: Indian Rupees in Lakhs)

**Notes:**

- 1 Claims as mentioned in (a), (c) and (d) above, if confirmed, are recoverable from Solvay S.A. in terms of Share Purchase Agreement dated 11<sup>th</sup> October 2021.
- 2 Future ultimate outflow of resources embodying economic benefits in respect of matters stated above is uncertain as it depends on the final outcome of judgments / decisions/ outcomes of the matters involved.
- 3 The Company has reviewed all its pending litigations and proceedings and has adequately provided for, where provisions are required, and disclosed as contingent liabilities wherever applicable, in its financial statements. The Company does not expect the outcome of these matters to have a materially adverse effect on its financial statements.

**Note 33****Capital Commitments**

|   | As at<br>March 31, 2026 | As at<br>March 31, 2025 |
|---|-------------------------|-------------------------|
| The estimated amount in respect of the contracts remaining to be executed on capital account (net of advances). | 30.27                   | 611.62                  |
| <b>Other Commitments</b>  |                         |                         |
| Letter of Credit  | 24.39                   | -                       |

**Note 34****Segment information****(a) General information**

The Company is engaged in manufacture and sale of specialty chemicals.

The Chief Operating Decision Maker ("CODM") i. e. the Managing Director & CEO of the Company evaluates the Company's performance and allocates resources based on an analysis of various performance indicators by operating segment "specialty chemicals" which is the only operating segment. Except in case of one domestic customer the revenue arising from sale of products does not exceed 10% of total revenue.

**(b) Geographical segment information**

| Geographical Segment | Revenues<br>for the year ended<br>March 31, 2026 | Net segment assets<br>as at<br>March 31, 2026 |
|----------------------|--|---|
| India                | 38,303.30<br>(30,763.50)                         | 25,138.52<br>(8,996.33)                       |
| Others               | 6,094.93<br>(6,130.48)                           | 1,004.93<br>(1,356.25)                        |

Figures in brackets are for the previous year ended March 31, 2025

**Note 35****Related Party Disclosures (Transaction are at arm's length as per para 23 under Ind AS 24)**

Related Party Disclosures in accordance with the Indian Accounting Standard 24 - Related Party Disclosures" are given below:

**(a) Parties where Control exists:****Holding Company:**

Indus Petrochem Limited

**(b) List of Others over which key management personnel or relatives of such personnel exercise significant influence or control and entities which are members of same group with whom transaction have taken place during the current year and previous year:**

- (i) Ashni Logistics Private Limited  
Percy Logistics and Infrastructure Private Limited  
Hornbill Infrastructure Services Private Limited  
Mr. Sudhir Malhotra

## Notes forming part of the financial statements for the year ended 31 March 2026

(Currency: Indian Rupees in Lakhs)

**(ii) Key Management Personnel:**

|                           |                         |
|---------------------------|-------------------------|
| Mr. Jeet Malhotra         | Managing Director & CEO |
| Dr. Maya Parihar Malhotra | Director                |
| Dr Anand Parihar          | Director                |
| Mr. Ashish Agarwal        | Chief Financial Officer |
| Mr. Amit Kumashi          | Company Secretary       |

**(iii) Others**

|   |                      |
|---|----------------------|
| Mr. R. L. Shenoy (upto March 19, 2025)          | Independent Director |
| Mr. Ajit Shah (upto October 19, 2025)           | Independent Director |
| Mrs. Aruna Soman (upto October 28, 2024)        | Independent Director |
| Mr. Cyrus Poonevala                             | Independent Director |
| Prof. Anniruddha Pandit (w.e.f. March 14, 2025) | Independent Director |
| Mr. Mukesh Malhotra (w.e.f. May 05, 2025)       | Independent Director |

**(c) Transactions with the Related Parties:**

|   | For the year ended<br>March 31, 2026 | For the year ended<br>March 31, 2025 |
|---|--------------------------------------|--------------------------------------|
| <b>Holding Company</b>  |                                      |                                      |
| <b>Indus Petrochem Limited</b>                                |                                      |                                      |
| (i) Sale of goods   | 1,583.03                             | 389.53                               |
| (ii) Sale of services   | 179.30                               | 172.26                               |
| (iii) Purchase of goods                                       | 223.92                               | 133.85                               |
| (iv) Receipt of services                                      |                                      |                                      |
| (a) Rent paid   | 12.29                                | 10.61                                |
| (b) Corporate guarantee fees paid                             | 28.91                                | 41.86                                |
| (v) Advances received   |                                      | 2,484.48                             |
| (vi) Dividend paid  | 114.63                               | 55.02                                |
| (vii) Interest expense on inter-corporate loan taken          | 179.55                               | 306.25                               |
| <b>Other Related Parties</b>                                  |                                      |                                      |
| <b>(i) Purchase of goods</b>                                  |                                      |                                      |
| Ashni Logistics Private Limited                               | 1,107.31                             | 215.22                               |
| Percy Logistics and Infrastructure Private Limited            | 1,525.15                             | 1,055.57                             |
|   | <u>2,632.46</u>                      | <u>1,270.79</u>                      |
| <b>(ii) Purchase of freehold land</b>                         |                                      |                                      |
| Mr. Jeet Malhotra   | -                                    | 787.86                               |
|   | <u>-</u>                             | <u>787.86</u>                        |
| <b>(iii) Dividend paid</b>                                    |                                      |                                      |
| Mr Sudhir Malhotra  | 0.02                                 | 0.01                                 |
|   | <u>0.02</u>                          | <u>0.01</u>                          |
| <b>(iv) Inter corporate deposits taken</b>                    |                                      |                                      |
| Hornbill Infrastructure Services Private Limited              | -                                    | 300.00                               |
|   | <u>-</u>                             | <u>300.00</u>                        |
| <b>(v) Inter corporate deposits repaid</b>                    |                                      |                                      |
| Hornbill Infrastructure Services Private Limited              | -                                    | 300.00                               |
|   | <u>-</u>                             | <u>300.00</u>                        |
| <b>(vi) Interest expense on inter-corporate deposit taken</b> |                                      |                                      |
| Hornbill Infrastructure Services Private Limited              | -                                    | 5.85                                 |
|   | <u>-</u>                             | <u>5.85</u>                          |

## Notes forming part of the financial statements for the year ended 31 March 2026

(Currency: Indian Rupees in Lakhs)

## (d) Compensation of key management personnel of the Company:

|  | For the year ended<br>March 31, 2026 | For the year ended<br>March 31, 2025 |
|--|--------------------------------------|--------------------------------------|
| (i) Short-term employee benefits   | 136.88                               | 133.42                               |
| Post-employment benefits *   | -                                    | -                                    |
| Other long-term benefits   | -                                    | -                                    |
| <b>Total compensation</b>  | <b>136.88</b>                        | <b>133.42</b>                        |
| <i>*With respect to post-employment benefits, as these liabilities for defined benefit plans are provided on actuarial basis for the Company as a whole, the amounts pertaining to Key Management Personnel are not included</i> |                                      |                                      |
| (ii) <b>Directors Sitting Fees</b>   |                                      |                                      |
| Mr. R. L. Shenoy   | -                                    | 5.60                                 |
| Mr. Ajit Shah  | 2.80                                 | 5.20                                 |
| Mrs. Aruna Soman   | -                                    | 2.80                                 |
| Dr. Maya Parihar Malhotra  | 5.20                                 | 3.60                                 |
| Dr. Anand Parihar  | 2.00                                 | 1.60                                 |
| Mr. Cyrus Poonevala  | 6.80                                 | 4.80                                 |
| Mr. Mukesh Malhotra  | 4.00                                 | -                                    |
| Mr. Aniruddha Pandit   | 2.00                                 | -                                    |
|  | <b>22.80</b>                         | <b>23.60</b>                         |

## (e) Balances outstanding as at year end:

|   | As at<br>March 31, 2026 | As at<br>March 31, 2025 |
|---|-------------------------|-------------------------|
| (i) <b>Trade payable</b>  |                         |                         |
| Indus Petrochem Limited   | -                       | 380.06                  |
| Ashni Logistics Private Limited   | 207.63                  | 250.65                  |
| Percy Logistics and Infrastructure Private Limited  | -                       | 1,244.46                |
|   | <b>207.63</b>           | <b>1,875.17</b>         |
| (ii) <b>Other receivable</b>  |                         |                         |
| Indus Petrochem Limited   | -                       | 46.55                   |
|   | -                       | <b>46.55</b>            |
| (iii) <b>Advance received</b>   |                         |                         |
| Indus Petrochem Limited   | -                       | 2,484.48                |
|   | -                       | <b>2,484.48</b>         |
| (iv) <b>Other current financial liabilities</b>   |                         |                         |
| Mr. Jeet Malhotra   | -                       | 737.86                  |
|   | -                       | <b>737.86</b>           |
| (v) <b>Loan Outstanding:</b>  |                         |                         |
| Indus Petrochem Limited   | -                       | 3,500.00                |
|   | -                       | <b>3,500.00</b>         |
| (vi) <b>Corporate guarantee provided by:</b>  |                         |                         |
| Indus Petrochem Limited (loan outstanding against this guarantees aggregate to ₹ Nil (March 31, 2025 ₹ 6,545.12)) | -                       | 10,000.00               |
|   | -                       | <b>10,000.00</b>        |

(f) No amounts have been written off / provided for or written back in respect of amounts receivable from or payable to the related parties.

## Notes forming part of the financial statements for the year ended 31 March 2026

(Currency: Indian Rupees in Lakhs)

### Note 36

Details of Employee Benefits as required by the Indian Accounting Standard (Ind AS) 19 "Employee Benefits" are as follows:

#### 1 Defined contribution plan:

The Company makes Provident Fund contributions which are defined contribution plans, for qualifying employees. Under the Schemes, the Company is required to contribute a specified percentage of the payroll costs to fund the benefits. During the current year, the Company recognised ₹ 92.48 Lakhs (year ended March 31, 2025 ₹ 91.16 lakhs) for Provident Fund contributions in the Statement of Profit and Loss. The contributions payable to these plans by the Company are at rates specified in the rules of the schemes.

#### 2 Defined Benefit Plan (funded)

##### (a) A general description of the Employees Benefit Plan:

The Company has an obligation towards gratuity, a funded defined benefit retirement plan covering eligible employees.

The plan provides for lump sum payment to vested employees at retirement, death while in employment or on termination of the employment. Gratuity is calculated in accordance with the provisions of the Payment of Gratuity Act, 1972. Vesting occurs upon the completion of five years of service or on death.

##### (b) The Plan exposes the Company to the following risks:

|                 |   |
|-----------------|---|
| Investment risk | The return on investments will impact the position of the defined benefit plan liability. If the return falls, net defined benefit obligation will increase the value of the liability.   |
| Interest risk   | The defined benefit obligation calculated uses a discount rate based on government bonds. All other aspects remaining same, if bond yields fall, the defined benefit obligation will increase the value of the liability.       |
| Longevity risk  | The company has used certain mortality and attrition assumptions in the valuation of the liability. The company is exposed to the risk of actual experience turning out to be worse compared to the assumptions considered.     |
| Salary risk     | The present value of the defined benefit plan liability is calculated by reference to the future salaries of plan participants. As such, an increase in the salary of the plan participants will increase the plan's liability. |

##### (c) Details of defined benefit plan - as per Actuarial Valuation:

| Particulars  | For the year ended<br>March 31, 2026 | For the year ended<br>March 31, 2025 |
|--|--------------------------------------|--------------------------------------|
| <b>Gratuity:</b>   |                                      |                                      |
| <b>1 Change in present value obligation:</b>                             |                                      |                                      |
| Present value of defined benefit obligation at the beginning of the year | 250.08                               | 211.55                               |
| Current Service Cost   | 37.59                                | 25.35                                |
| Past Service Cost  | 31.09                                | -                                    |
| Interest Cost  | 17.83                                | 13.99                                |
| Actuarial (gains)/losses   |                                      |                                      |
| Actuarial (gains)/losses arising from changes in demographic assumption  | (1.98)                               | 3.64                                 |
| Actuarial (gains)/losses arising from changes in financial assumption    | (5.87)                               | 9.00                                 |
| Actuarial (gains)/losses arising from changes in experience adjustment   | (21.42)                              | 14.56                                |
| Benefits Paid  | (4.51)                               | (28.00)                              |
| Liabilities assumed/(settled)  | -                                    | -                                    |
| Present value of defined benefit obligation at the end of the year       | <u>302.81</u>                        | <u>250.08</u>                        |
| <b>2 Changes in Fair value of Plan Assets</b>                            |                                      |                                      |
| Fair value of plan assets at the beginning of the year                   | 124.44                               | 142.67                               |
| Expected Return on Plan Assets   | 9.05                                 | 9.75                                 |
| Actuarial (gains)/losses   | (0.05)                               | 0.02                                 |
| Employer's Contributions   | -                                    | -                                    |
| Benefits Paid  | (4.51)                               | (28.00)                              |
| Fair value of plan assets at the end of the year                         | <u>128.92</u>                        | <u>124.44</u>                        |

## Notes forming part of the financial statements for the year ended 31 March 2026

(Currency: Indian Rupees in Lakhs)

|    |   |   |  |
|----|---|---|--|
| 3  | <b>Net Benefit (Asset)/Liability</b>  |   |  |
|    | Present value of funded defined benefit obligation  | 302.81  | 250.08   |
|    | Fair value of plan assets   | 128.92  | 124.44   |
|    | Net Benefit (Asset)/Liability   | <u>173.88</u>   | <u>125.63</u>  |
| 4  | <b>Expenses recognised in the Statement of Profit and Loss</b>  |   |  |
|    | Current Service Cost  | 37.59   | 25.35  |
|    | Past Service Cost   | 31.09   | -  |
|    | Interest cost on benefit obligation (net)   | 8.78  | 4.24   |
|    | Total Expenses recognised in the Statement of Profit and Loss   | <u>77.45</u>  | <u>29.59</u>   |
| 5  | <b>Remeasurement Effects Recognised in Other Comprehensive Income</b>   |   |  |
|    | Actuarial (gains)/losses arising from changes in demographic assumption   | (1.98)  | 3.64   |
|    | Actuarial (gains)/losses arising from changes in financial assumption   | (5.87)  | 9.00   |
|    | Actuarial (gains)/losses arising from changes in experience adjustment  | (21.42)   | 14.56  |
|    | Return on plan asset  | 0.05  | (0.02)   |
|    | Recognised in Other Comprehensive Income  | <u>(29.21)</u>  | <u>27.17</u>   |
| 6  | <b>Actuarial Assumptions</b>  |   |  |
|    | Discount Rate   | 7.10%   | 6.85%  |
|    | Salary Escalation Rate  | 7%  | 7%   |
|    | Retirement age  | 60  | 60   |
|    | Attrition:  |   |  |
|    | 21 - 44 years   | 6%  | 3%   |
|    | 45 years & above  | 6%  | 1%   |
|    | Mortality tables  | <b>Indian Assured<br/>Lives Mortality<br/>(2012-14) Ult table</b> | Indian Assured<br>Lives Mortality<br>(2012-14) Ult table |
| 7  | Estimated amounts of contribution in the immediate next year  | 20.00   | 20.00  |
| 8  | The discount rate is based on the prevailing market yields of Government of India securities as at the Balance Sheet date for the estimated term of the obligations.  |   |  |
| 9  | The assumption of the future salary increases, considered in actuarial valuation, takes into account the inflation, seniority, promotions and other relevant factors. |   |  |
|    |   | <b>For the year ended<br/>March 31, 2026</b>                      | <b>For the year ended<br/>March 31, 2025</b>             |
| 10 | <b>The major categories of plan assets as a percentage of the total plan assets</b>   |   |  |
|    | Insurer managed funds   | 100%  | 100%   |

## Notes forming part of the financial statements for the year ended 31 March 2026

(Currency: Indian Rupees in Lakhs)

### 11 Sensitivity analysis

Reasonably possible changes at the reporting date to one of the relevant actuarial assumptions, holding other assumptions constant, would have affected the defined benefit obligation by the amounts shown below.

|   | For the year ended<br>March 31, 2026 |         | For the year ended<br>March 31, 2025 |         |
|---|--------------------------------------|---------|--------------------------------------|---------|
|   | Amount                               | %       | Amount                               | %       |
| <b>(i) Discount rate (25 basis points)</b>                  |                                      |         |                                      |         |
| Increase  | (5.68)                               | (1.88%) | (6.47)                               | (2.59%) |
| Decrease  | 5.87                                 | 1.94%   | 6.73                                 | 2.69%   |
| <b>(ii) Future salary escalation rate (25 basis points)</b> |                                      |         |                                      |         |
| Increase  | 5.50                                 | 1.81%   | 6.26                                 | 2.50%   |
| Decrease  | (5.36)                               | (1.77%) | (6.05)                               | (2.42%) |

The Sensitivity analysis presented above may not be representative of the actual change in the defined benefit obligation as it is unlikely that the change in the assumptions would occur in isolation of one another as some of the assumptions may be correlated.

### 12 Defined benefit obligation - Average duration

The weighted average duration of the defined benefit obligation is 7.63 years (March 31, 2025: 10.55 years). The expected maturity analysis of undiscounted gratuity benefits is as follows:

| Particulars                           | Less than a<br>year | Between<br>1-2 years | Between<br>2-5 years | Over 5 years | Total  |
|---------------------------------------|---------------------|----------------------|----------------------|--------------|--------|
| <b>March 31, 2026</b>                 |                     |                      |                      |              |        |
| Defined benefit obligations- Gratuity | 29.63               | 34.83                | 93.43                | 424.95       | 582.84 |
| <b>March 31, 2025</b>                 |                     |                      |                      |              |        |
| Defined benefit obligations- Gratuity | 4.50                | 15.70                | 44.29                | 524.58       | 589.07 |

### 13 Experience adjustments

| Particulars                                | Year ended                 |                            |                            |                            |                            |
|--|----------------------------|----------------------------|----------------------------|----------------------------|----------------------------|
|  | As at<br>March 31,<br>2026 | As at<br>March 31,<br>2025 | As at<br>March 31,<br>2024 | As at<br>March 31,<br>2023 | As at<br>March 31,<br>2022 |
| Defined benefit obligation                 | 302.81                     | 250.08                     | 211.55                     | 153.01                     | 150.82                     |
| Plan assets                                | 128.92                     | 124.44                     | 142.67                     | 143.72                     | 134.28                     |
| Surplus/ (Deficit)                         | (173.88)                   | (125.64)                   | (68.88)                    | (9.29)                     | (16.54)                    |
| Experience adjustments on plan liabilities | (21.42)                    | 14.56                      | 38.27                      | (13.14)                    | (1.62)                     |
| Experience adjustments on plan assets      | -                          | -                          | -                          | -                          | -                          |

### 14 Other long term employee benefits

Compensated absences are payable to employees. The charge towards compensated absences for the year ended March 31, 2026 is ₹ 14.10 lakhs (March 31, 2025: ₹ 65.89 lakhs).

#### Note 37

#### Earnings Per Equity Share

|   |            | For the year ended<br>March 31, 2026 | For the year ended<br>March 31, 2025 |
|---|------------|--------------------------------------|--------------------------------------|
| (a) Weighted average number of equity shares outstanding as at the Balance Sheet date | Nos.       | 7,969,271                            | 7,353,060                            |
| (b) Nominal value of share  | ₹          | 10                                   | 10                                   |
| (c) Net Profit attributable to equity shareholders                                    | ₹ in Lakhs | 2,960.46                             | 1,458.41                             |
| (d) Earnings per share (basic and diluted)  | ₹          | 37.15                                | 19.61                                |

## Notes forming part of the financial statements for the year ended 31 March 2026

(Currency: Indian Rupees in Lakhs)

## Note 38

| Ratio                            | Numerator                          | Denominator                      | March 2026 | March 2025 | Variance % | Reason  |
|----------------------------------|------------------------------------|----------------------------------|------------|------------|------------|---|
| Current Ratio                    | Current Assets                     | Current Liabilities              | 3.47       | 0.77       | 350.68%    | Repayment of all debts  |
| Debt Equity Ratio                | Total Borrowings                   | Shareholder Equity               | -          | 1.05       | (100.00%)  | Repayment of all debts  |
| Debt service Coverage Ratio      | Earning Available for debt service | Finance Costs                    | 0.67       | 1.94       | (65.37%)   | Repayment of all debts  |
| Return on Equity Ratio           | Net Profit after Tax               | Average Shareholder Equity       | 17.02%     | 16.40%     | 3.80%      | NA  |
| Inventory Turnover Ratio         | Revenue from Operations            | Average Inventory                | 8.10       | 7.29       | 11.05%     | NA  |
| Trade Receivable Turnover Ratio  | Revenue from Operations            | Average Receivable               | 6.53       | 6.53       | (0.01%)    | NA  |
| Trade Payable Turnover ratio     | Purchases                          | Average Trade Payable            | 6.63       | 5.65       | 17.20%     | NA  |
| Net Capital Turnover Ratio       | Revenue from Operations            | Working capital                  | 4.44       | (8.93)     | (149.71%)  | Repayment of all debts thereby reduction of current liability |
| Net Profit Ratio                 | Net Profit after Tax               | Revenue from Operations          | 6.71%      | 3.99%      | 68.41%     | Increase in net profit  |
| Return on capital employed Ratio | Earning Before Interest and Tax    | Capital employed                 | 17.06%     | 13.29%     | 28.36%     | Increase in earning before interest and tax                   |
| Return on Investment             | Income Generated from Investments  | Time weighted average investment | NA         | NA         | -          | NA  |

## Note 39

## Financial instruments

## (A) Capital management

The Company manages its capital to ensure that it will be able to continue as going concern while maximising the return to stakeholders through the optimisation of the debt and equity balance. The Company is not subject to any externally imposed capital requirements.

## (B) Categories of financial instruments

| Particulars   | As at<br>March 31, 2026 | As at<br>March 31, 2025 |
|---|-------------------------|-------------------------|
| <b>Financial assets</b>                               |                         |                         |
| Measured at amortised cost :                          |                         |                         |
| (a) Trade receivables                                 | 7,088.93                | 6,408.73                |
| (b) Cash and cash equivalents                         | 1,322.65                | 280.35                  |
| (c) Bank balance other than cash and cash equivalents | 90.58                   | 91.95                   |
| (d) Security and other deposits                       | 0.62                    | 0.62                    |
| (e) Others  | 4.90                    | 3.70                    |
| <b>Financial liabilities</b>                          |                         |                         |
| Measured at amortised cost                            |                         |                         |
| (a) Borrowings  | 0.15                    | 10,070.93               |
| (b) Trade payables                                    | 3,673.09                | 5,977.79                |
| (c) Employee Benefit payable                          | 13.66                   | 11.73                   |
| (d) Payables towards Capital Expenditure              | 56.78                   | 1,108.45                |
| (e) Others  | 8.10                    | 5.80                    |

## (C) Fair value measurements

This note provides information about how the Company determines fair values of various financial assets and financial liabilities.

Fair value measurements are categorised into Level 1, 2, or 3 based on the degree to which the inputs to the fair value measurements are observable and the significance of the inputs to the fair value measurement in its entirety, which are described as follows:

## Notes forming part of the financial statements for the year ended 31 March 2026

(Currency: Indian Rupees in Lakhs)

Level 1 inputs are quoted prices (unadjusted) in active markets for identical assets or liabilities that the entity can access at the measurement date;

Level 2 inputs are inputs, other than quoted prices included within Level 1, that are observable for the asset or liability, either directly or indirectly; and

Level 3 inputs are unobservable inputs for the asset or liability.

### Fair value of financial assets and financial liabilities that are not measured at fair value (but fair value disclosures are required)

The Company is of the belief that the carrying amounts of financial assets and financial liabilities recognised in the financial statements approximate their fair values.

#### Assets and liabilities which are measured at amortised cost for which fair value are disclosed as at March 31, 2026

|   | Amortised cost  | Level 1  | Level 2  | Level 3  | Total           |
|---|-----------------|----------|----------|----------|-----------------|
| <b>Financial assets</b>                               |                 |          |          |          |                 |
| (a) Trade receivables                                 | 7,088.93        | -        | -        | -        | 7,088.93        |
| (b) Cash and cash equivalents                         | 1,322.65        | -        | -        | -        | 1,322.65        |
| (c) Bank balance other than cash and cash equivalents | 90.58           | -        | -        | -        | 90.58           |
| (d) Loans to employees                                | -               | -        | -        | -        | -               |
| (e) Security and other deposits                       | 0.62            | -        | -        | -        | 0.62            |
| (f) Others  | 4.90            | -        | -        | -        | 4.90            |
| <b>Total financial assets</b>                         | <b>8,507.68</b> | <b>-</b> | <b>-</b> | <b>-</b> | <b>8,507.68</b> |
| <b>Financial liabilities</b>                          |                 |          |          |          |                 |
| (a) Borrowings  | 0.15            | -        | -        | -        | 0.15            |
| (b) Trade payables                                    | 3,673.09        | -        | -        | -        | 3,673.09        |
| (c) Employee Benefit payable                          | 13.66           | -        | -        | -        | 13.66           |
| (d) Payables towards Capital Expenditure              | 56.78           | -        | -        | -        | 56.78           |
| (e) Others  | 8.10            | -        | -        | -        | 8.10            |
| <b>Total financial liabilities</b>                    | <b>3,751.78</b> | <b>-</b> | <b>-</b> | <b>-</b> | <b>3,751.78</b> |

#### Assets and liabilities which are measured at amortised cost for which fair value are disclosed as at March 31, 2025

|   | Amortised cost   | Level 1  | Level 2  | Level 3  | Total            |
|---|------------------|----------|----------|----------|------------------|
| <b>Financial assets</b>                               |                  |          |          |          |                  |
| (a) Trade receivables                                 | 6,408.73         | -        | -        | -        | 6,408.73         |
| (b) Cash and cash equivalents                         | 280.35           | -        | -        | -        | 280.35           |
| (c) Bank balance other than cash and cash equivalents | 91.95            | -        | -        | -        | 91.95            |
| (d) Security and other deposits                       | 0.62             | -        | -        | -        | 0.62             |
| (e) Others  | 3.70             | -        | -        | -        | 3.70             |
| <b>Total financial assets</b>                         | <b>6,785.35</b>  | <b>-</b> | <b>-</b> | <b>-</b> | <b>6,785.35</b>  |
| <b>Financial liabilities</b>                          |                  |          |          |          |                  |
| (a) Borrowings  | 10,070.93        | -        | -        | -        | 10,070.93        |
| (b) Trade payables                                    | 5,977.79         | -        | -        | -        | 5,977.79         |
| (c) Employee Benefit payable                          | 11.73            | -        | -        | -        | 11.73            |
| (d) Payables towards Capital Expenditure              | 1,108.45         | -        | -        | -        | 1,108.45         |
| (e) Others  | 5.80             | -        | -        | -        | 5.80             |
| <b>Total financial liabilities</b>                    | <b>17,174.70</b> | <b>-</b> | <b>-</b> | <b>-</b> | <b>17,174.70</b> |

### (D) Financial risk management objectives

The Company's principal financial liabilities comprise borrowings, trade payables and other financial liabilities. The main purpose of these financial liabilities is to support its operations. The Company's principal financial assets include trade and other receivables and cash that are derived directly from its operations.

## Notes forming part of the financial statements for the year ended 31 March 2026

(Currency: Indian Rupees in Lakhs)

The Company has exposure to the following risks arising from financial instruments:

- Credit risk ;
- Liquidity risk ; and
- Market risk

### i. Risk management framework

The Company's activities expose it to a variety of financial risks, including market risk, credit risk and liquidity risk. The Company's primary risk management focus is to minimize potential adverse effects of market risk on its financial performance. The Company's risk management assessment and policies and processes are established to identify and analyse the risks faced by the Company, to set appropriate risk limits and controls, and to monitor such risks and compliance with the same. Risk assessment and management policies and processes are reviewed regularly to reflect changes in market conditions and the Company's activities. The Board of Directors and the Audit Committee is responsible for overseeing the Company's risk assessment and management policies and processes.

### ii. Credit risk management

Credit risk is the risk of financial loss to the Company if a customer or counterparty to a financial instrument fails to meet its contractual obligations, and arises principally from the Company's receivables from customers. The Company is exposed to credit risk from its operating activities (primarily trade receivables) and from its financing activities, including deposits with bank and other financial instruments.

The Company considers the probability of default upon initial recognition of asset and whether there has been a significant increase in credit risk on an ongoing basis throughout each reporting period. To assess whether there is a significant increase in credit risk the Company compares the risk of a default occurring on the asset as at the reporting date with the risk of default as at the date of initial recognition.

#### Trade and other receivables

The Company's exposure to credit risk is influenced mainly by the individual characteristics of each customer. The demographics of the customer, including the default risk of the industry and country in which the customer operates, also has an influence on credit risk assessment. Credit risk is managed through credit approvals, establishing credit limits and continuously monitoring the creditworthiness of customers to which the Company grants credit terms in the normal course of business. The Company establishes an allowance for doubtful debts and impairment that represents its estimate of incurred losses in respect of trade and other receivables.

Historical trends of impairment of trade receivables do not reflect any significant credit losses. The Company has further considered internal and external sources of information, specifically having regard to the current macro economic conditions and the global health pandemic to assess the impact on credit losses. Basis the information available as at the date of approval of these financial statements, the Company expects the historical trend of minimal credit losses to continue.

Summary of the Company's exposure to credit risk by age of the outstanding from various customers is as follows:

|                                  | As at<br>March 31, 2026 | As at<br>March 31, 2025 |
|----------------------------------|-------------------------|-------------------------|
| Neither past due nor impaired    | 6,614.21                | 5,807.12                |
| <b>Past due but not impaired</b> |                         |                         |
| Past due 1-90 days               | 478.29                  | 521.33                  |
| Past due 91-180 days             | 2.98                    | 85.15                   |
| Past due more than 180 days      | 4.11                    | 4.74                    |
|                                  | <u>7,099.59</u>         | <u>6,418.34</u>         |

#### Expected credit loss assessment for customers as at March 31, 2026 and March 31, 2025

Exposures to customers outstanding at the end of each reporting period are reviewed by the Company to determine incurred and expected credit losses. Historical trends of impairment of trade receivables do not reflect any significant credit losses. Further, management believes that the unimpaired amounts that are past due by more than 30 days are still collectible in full, based on historical payment behaviour and extensive analysis of customer credit risk.

The movement in the allowance for impairment in respect of trade receivables during the year was as follows:

|                              |      |
|------------------------------|------|
| Balance as at April 01, 2024 | 3.14 |
| Impairment loss recognised   | 6.47 |
| Amounts written back         | -    |

## Notes forming part of the financial statements for the year ended 31 March 2026

(Currency: Indian Rupees in Lakhs)

|                              |              |
|------------------------------|--------------|
| Balance as at March 31, 2025 | <u>9.61</u>  |
| Impairment loss recognised   | 1.05         |
| Amounts written back         | -            |
| Balance as at March 31, 2026 | <u>10.66</u> |

### Cash and cash equivalents

The Company held cash and cash equivalents excluding bank overdraft with credit worthy banks of ₹ 1,322.65 (March 31, 2025 ₹ 280.35)

Other than trade and other receivables, the Company has no other financial assets that are past due.

### (E) Liquidity risk management

Liquidity risk is the risk that the Company will not be able to meet its financial obligations as they become due. The Company manages its liquidity risk by ensuring, as far as possible, that it will always have sufficient liquidity to meet its liabilities when due, under both normal and stressed conditions, without incurring unacceptable losses or risk to the Company's reputation.

The Company has access to funds from group companies in the form of long/short term borrowings. The Company also has working capital facilities from banks.

#### Exposure to liquidity risk

The table below analyses the Company's financial liabilities into relevant maturity groupings based on their contractual maturities for:

| As at March 31, 2026                   | Carrying amount | Total    | Contractual cash flows |           |           |                   |
|--|-----------------|----------|------------------------|-----------|-----------|-------------------|
|  |                 |          | 1 year or less         | 1-2 years | 2-5 years | More than 5 years |
| Borrowings (includes interest accrued) | 0.15            | 0.15     | 0.15                   | -         | -         | -                 |
| Trade and other payables               | 3,673.09        | 3,673.09 | 3,673.09               | -         | -         | -                 |
| Other financial liabilities            | 78.54           | 78.54    | 78.54                  | -         | -         | -                 |

| As at March 31, 2025                   | Carrying amount | Total     | Contractual cash flows |           |           |                   |
|--|-----------------|-----------|------------------------|-----------|-----------|-------------------|
|  |                 |           | 1 year or less         | 1-2 years | 2-5 years | More than 5 years |
| Borrowings (includes interest accrued) | 10,070.93       | 10,070.93 | 8,118.04               | 689.54    | 1,263.35  | -                 |
| Trade and other payables               | 5,977.79        | 5,977.79  | 5,977.79               | -         | -         | -                 |
| Other financial liabilities            | 1,125.98        | 1,125.98  | 1,125.98               | -         | -         | -                 |

### Financing facilities

| Particulars  | As at<br>March 31, 2026 | As at<br>March 31, 2025 |
|--|-------------------------|-------------------------|
| Secured bank overdraft facility and working capital term loan reviewed annually and payable at call: |                         |                         |
| - amount used  | -                       | 6,537.79                |
| - amount unused  | <u>2,500.00</u>         | <u>3,462.21</u>         |
|  | <u>2,500.00</u>         | <u>10,000.00</u>        |

### (F) Market risk

Market risk is the risk of loss of future earnings, fair values or future cash flows that may result from adverse changes in market rates and prices (such as interest rates, foreign currency exchange rates) or in the price of market risk-sensitive instruments as a result of such adverse changes in market rates and prices. Market risk is attributable to all market risk-sensitive financial instruments, all foreign currency receivables and payables and all short term and long-term debt. The Company is exposed to market risk primarily related to foreign exchange rate risk, interest rate risk. Thus, the Company's exposure to market risk is a function of investing and borrowing activities and revenue generating and operating activities.

## Notes forming part of the financial statements for the year ended 31 March 2026

(Currency: Indian Rupees in Lakhs)

### Currency risk

The fluctuation in foreign currency exchange rates may have potential impact on the profit and loss account and equity, where any transaction references more than one currency or where assets / liabilities are denominated in a currency other than the functional currency of the entity.

Considering the countries and economic environment in which the Company operates, its operations are subject to risks arising from fluctuations in exchange rates in those countries. The risks primarily relate to fluctuations in US Dollar (USD) and Euro (EUR), against the functional currencies of the Company.

### Exposure to currency risk

The summary quantitative data about the Company's exposure to currency risk as reported to the management of the Company is as follows:

| Particulars   | March 31, 2026 |          | March 31, 2025 |          |
|---|----------------|----------|----------------|----------|
|   | FC             | INR      | FC             | INR      |
| <b>Trade receivables</b>                            |                |          |                |          |
| EUR   | 287,134        | 306.49   | 485,390        | 445.49   |
| USD   | 747,563        | 698.45   | 1,071,099      | 910.76   |
| <b>Trade payables</b>                               |                |          |                |          |
| EUR   | -              | -        | 1,580          | 1.49     |
| USD   | 1,329,071      | 1,264.88 | 1,108,954      | 955.03   |
| <b>Net statement of financial position exposure</b> |                |          |                |          |
| EUR   | (287,134)      | (306.49) | (483,810)      | (444.00) |
| USD   | 581,509        | 566.43   | 37,855         | 44.27    |
| <b>Net exposure</b>                                 |                |          |                |          |
| EUR   | (287,134)      | (306.49) | (483,810)      | (444.00) |
| USD   | 581,509        | 566.43   | 37,855         | 44.27    |

### Sensitivity analysis

A 10% strengthening / weakening of the respective foreign currencies with respect to functional currency of Company would result in increase or decrease in profit or loss and equity as shown in table below. This analysis assumes that all other variables, in particular interest rates, remain constant and ignores any impact of forecast sales and purchases. The following analysis has been worked out based on the exposures as of the date of statements of financial position.

| Effect                | Profit or loss |           | Equity        |           |
|-----------------------|----------------|-----------|---------------|-----------|
|                       | Strengthening  | Weakening | Strengthening | Weakening |
| <b>March 31, 2026</b> |                |           |               |           |
| EUR                   | 30.65          | (30.65)   | 30.65         | (30.65)   |
| USD                   | (56.64)        | 56.64     | (56.64)       | 56.64     |
| <b>March 31, 2025</b> |                |           |               |           |
| EUR                   | 44.40          | (44.40)   | 44.40         | (44.40)   |
| USD                   | (4.43)         | 4.43      | (4.43)        | 4.43      |

### (G) Interest rate risk

Interest rate risk is the risk that the fair value or future cash flows of a financial instrument will fluctuate because of changes in market interest rates. The Company's exposure to market risk for changes in interest rates relates to variable rate borrowings from related party.

| Particulars           | Nominal amount |                  |
|-----------------------|----------------|------------------|
|                       | March 31, 2026 | March 31, 2025   |
| <b>Borrowings</b>     |                |                  |
| Fixed rate borrowings | 0.15           | 10,070.93        |
|                       | <u>0.15</u>    | <u>10,070.93</u> |

### Interest rate sensitivity - fixed rate instruments

The Company's fixed rate borrowings are carried at amortised cost. They therefore may not be materially subject to interest rate risk as defined in IND AS 107.

## Notes forming part of the financial statements for the year ended 31 March 2026

(Currency: Indian Rupees in Lakhs)

### Note 40

As required under Rule 3(1) of the Companies (Accounts) Rules, 2014, the Company is required to use such accounting software for maintaining its books of account which has a feature of recording audit trail (edit log) facility and the same has to be operated throughout the year for all transactions recorded in the software and the audit trail feature should not be capable of being tampered.

The Company has used accounting software which has a feature of recording audit trail (edit log) facility and the same has operated throughout the year for all relevant transactions recorded in the software at the application level, except that no audit trail was enabled at the database level for accounting software SAP to log any direct data changes as the same was enabled from March 13, 2026.

The Company has complied with the statutory requirements of preservation of the audit trail for transactions recorded in the software except for audit trail at the database level for accounting software SAP to log in any direct changes which was enabled from March 13, 2026.

### Note 41

#### Issue of Equity Shares

On October 27, 2025 the right shares issuance committee of the board of directors of the Company has approved an allotment of 14,41,776 fully paid-up Rights Equity Shares of face value of ₹ 10/- each at a premium of ₹ 891/- per share aggregating to ₹ 12,990.41 lakhs. Pursuant to said allotment, equity share capital of the Company has increased by ₹ 144.18 lakhs and securities premium has increased by ₹ 12,846.23 lakhs.

Following are the details of utilisation of total proceeds of ₹ 12,990.41 lakhs

| Particulars  | Amount    |
|--|-----------|
| Gross proceeds of the issue (including securities premium of ₹ 12,846.22 lakhs)                          | 12,990.41 |
| Less:- share issue expenses charged to securities premium account as per Section 52 of the Companies Act | 138.96    |
| Net proceeds of the issue  | 12,851.45 |
| Utilisation as per placement document:-  |           |
| - towards repayment of term loans  | 5,788.23  |
| - towards repayment of working capital loans   | 3,975.42  |
| - towards general corporate purpose  | 3,087.80  |

### Note 42

#### Additional Regulatory Information

- No funds have been advanced or loaned or invested (either from borrowed funds or share premium or any other sources or kind of funds) by the Company to or in any other persons or entities, including foreign entities ("Intermediaries") with the understanding that the Intermediary shall lend or invest in party identified by or on behalf of the Company (Ultimate Beneficiaries). The Company has not received any fund from any parties (Funding Party) with the understanding that the Company shall whether, directly or indirectly lend or invest in other persons or entities identified by or on behalf of the Company ("Ultimate Beneficiaries") or provide any guarantee, security or the like on behalf of the Ultimate Beneficiaries.
- The Company has transactions and balances with struck off companies under section 248 of the Companies Act, 2013 or section 560 of Companies Act, 1956 which are disclosed as follows:

| Name of struck off Company             | Nature of Transaction with Struck off company | Balance outstanding              | Relationship with the Struck off company, if any, to be disclosed |
|--|---|----------------------------------|---|
| Lloyds equities and debentures Limited | Share holder                                  | 300 Shares held in physical mode | Shareholder of the company  |

- The entire loan amount has been fully repaid out of proceeds of rights issue. However, the satisfaction of charges in relation thereto has not yet been filed with the ROC, as the revised sanction letter from bank is still awaited. Except for the aforesaid matter, the Company did not have any charges or satisfaction pending registration with the ROC beyond the statutory period.
- The Company did not have any transaction which had not been recorded in the books of account that had been surrendered or disclosed as income during the year in the tax assessments under the Income Tax Act, 1961 (such as, search or survey or any other relevant provisions of the Income Tax Act, 1961).
- The Company do not hold any benami property under the Benami Transactions (Prohibition) Act, 1988 (45 of 1988) and the rules made thereunder.
- Monthly & Quarterly return (refer note 17) filed by the Company for borrowings from banks or financial institutions.
- The Company has not granted any Loans or Advances in the nature of loans to promoters, directors, KMPs and the related parties (as defined under Companies Act, 2013,) either severally or jointly with any other person.
- The Company has not revalued any of its Property, Plant and Equipment during the year.

## Notes forming part of the financial statements for the year ended 31 March 2026

(Currency: Indian Rupees in Lakhs)

- 9) Title deeds of Immovable Property (free hold land) are held in name of the Company.  
 10) The Company is not declared as wilful defaulter by any bank or financial Institution or other lender.  
 11) Corporate Social Responsibility Expenditure

| Particulars   | March 31, 2026 | March 31, 2025 |
|---|----------------|----------------|
| a) Amount required to be spent by the company during the year   | 43.17          | 44.98          |
| b) Surplus spent for previous financial year to be set off for the current financial year   | (0.07)         | (0.75)         |
| c) Amount required to be spent in current year  | 43.10          | 44.23          |
| d) Amount of expenditure Incurred   | 43.35          | 44.30          |
| e) Shortfall/ (surplus) at the end of the year  | (0.25)         | (0.07)         |
| f) Total of Previous years shortfall  | -              | -              |
| g) Reason for Shortfall   | NA             | NA             |
| h) details of related party transactions, e.g., contribution to a trust controlled by the company in relation to CSR expenditure as per relevant Accounting Standard.                   |                |                |
| i) where a provision is made with respect to a liability incurred by entering into a contractual obligation, the movements in the provision during the year should be shown separately. |                |                |
| <b>Nature of CSR Activities:-</b>   |                |                |
| i) Promoting education -Organizing education fair   | 10.06          | 3.36           |
| ii) Promotion of rural sports, nationally recognised sports, paralympic sports and olympic sports   | 3.48           | 10.48          |
| iii) Environment sustainability - Planation of native plants with safety system & maintenance and construction of wall fencing  | 12.61          | -              |
| iv) Rural development and Environment Sustainability - Road Construction  | 13.93          | 18.04          |
| v) Infrastructure support in village school   | -              | 11.69          |
| vi) Promotion of Health and Hygeine including preventive health care  | 3.27           | 0.73           |
| <b>Total</b>  | <b>43.35</b>   | <b>44.30</b>   |

For and on behalf of the Board of Directors  
**Sunshield Chemicals Limited**

**Jeet Malhotra**  
 Managing Director & CEO  
 DIN: 07208234

**Dr. Maya Parihar Malhotra**  
 Director  
 DIN: 00302976

**Ashish Agarwal**  
 Chief Financial Officer

**Amit Kumashi**  
 Company Secretary  
 ACS: 21954

**Place:** Mumbai  
**Date:** May 13, 2026





*If undelivered, please return to :*

**Sunshield Chemicals Limited**

1501-A, Universal Majestic,

P L Lokhande Marg,

Behind RBK International Academy,

Chembur (w), Mumbai - 400043

CIN: L99999MH1986PLC041612